

# Santa Cruz County Market Minute Update



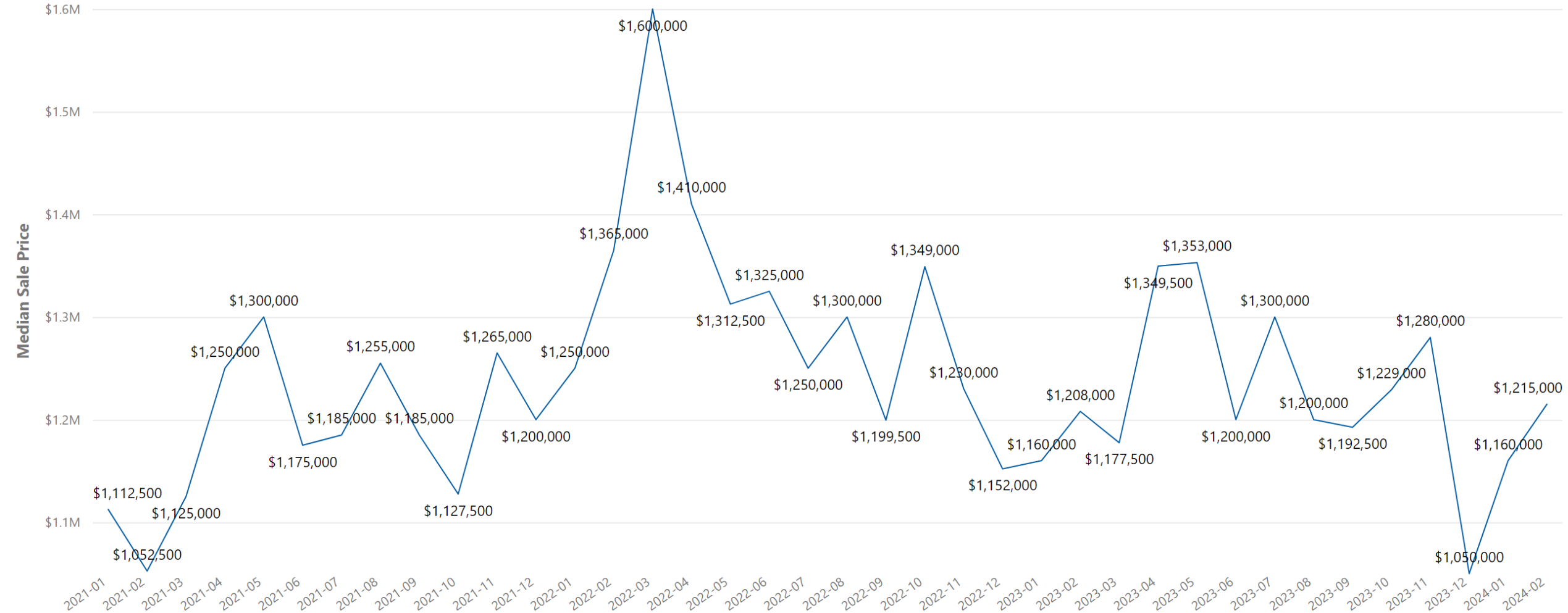
Statistics

**March 2024**

POWER ON  
POWER OFF  
EMAIL  
INTERNET  
WORLD  
NO  
SEARCH

# Santa Cruz County - Median Sale Price

CountyName ● Santa Cruz



# Santa Cruz County - Increased Median Price

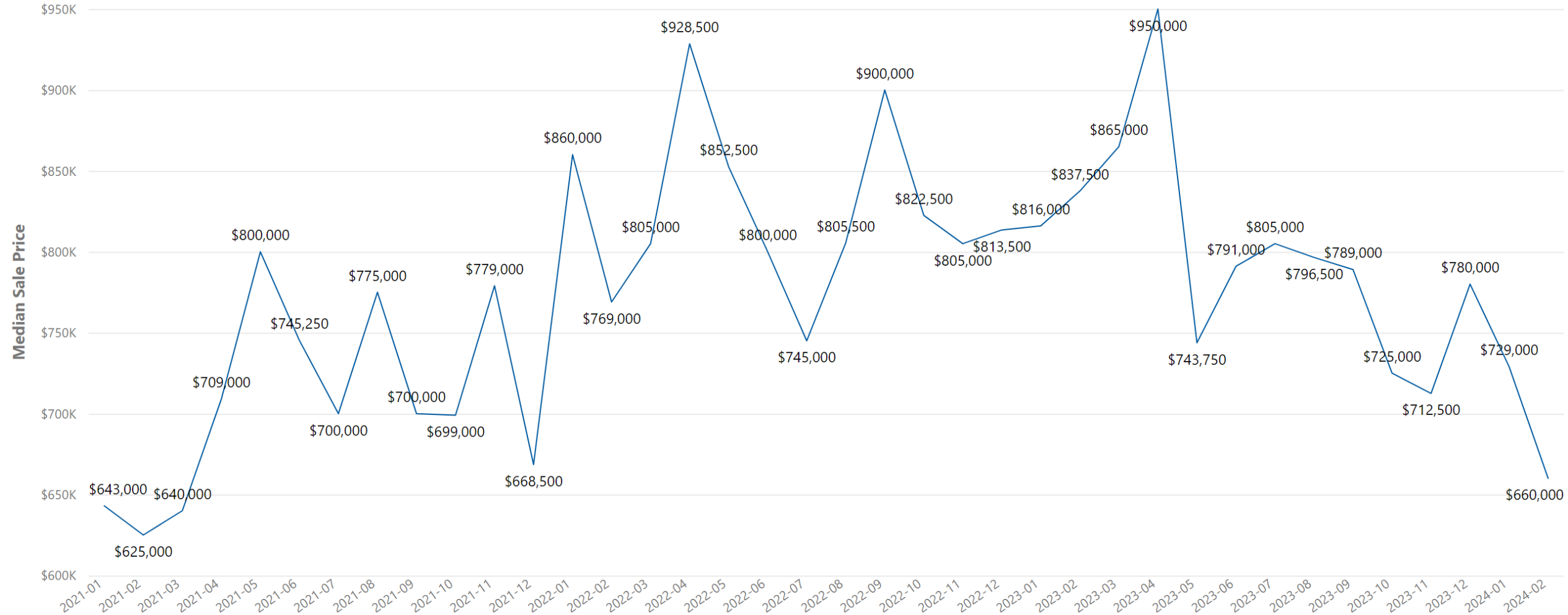
City	Median Sale Price	Median Sale Price Last Year	% Median Sale Price Change
Ben Lomond	\$773,500	\$0	N/A
Felton	\$940,000	\$0	N/A
Los Gatos	\$1,675,000	\$837,500	100%
Scotts Valley	\$1,464,500	\$1,212,475	21%
Boulder Creek	\$585,000	\$490,000	19%
Soquel	\$1,365,000	\$1,257,750	9%

## Santa Cruz County - Decreased Median Price

City	Median Sale Price	Median Sale Price Last Year	% Median Sale Price Change
Brookdale	\$0	\$590,000	-100%
Capitola	\$0	\$1,510,000	-100%
Corralitos	\$0	\$1,155,500	-100%
La Selva Beach	\$0	\$1,189,000	-100%
Aptos	\$1,442,500	\$1,760,000	-18%
Santa Cruz	\$1,250,000	\$1,525,000	-18%
Watsonville	\$727,000	\$750,000	-3%

# Santa Cruz County - Median Sale Price

CountyName ● Santa Cruz



Data as of 3/6/2024

Aculist@2024

Residential Common Interest: 2021-2024

# Santa Cruz County - Increased Median Price

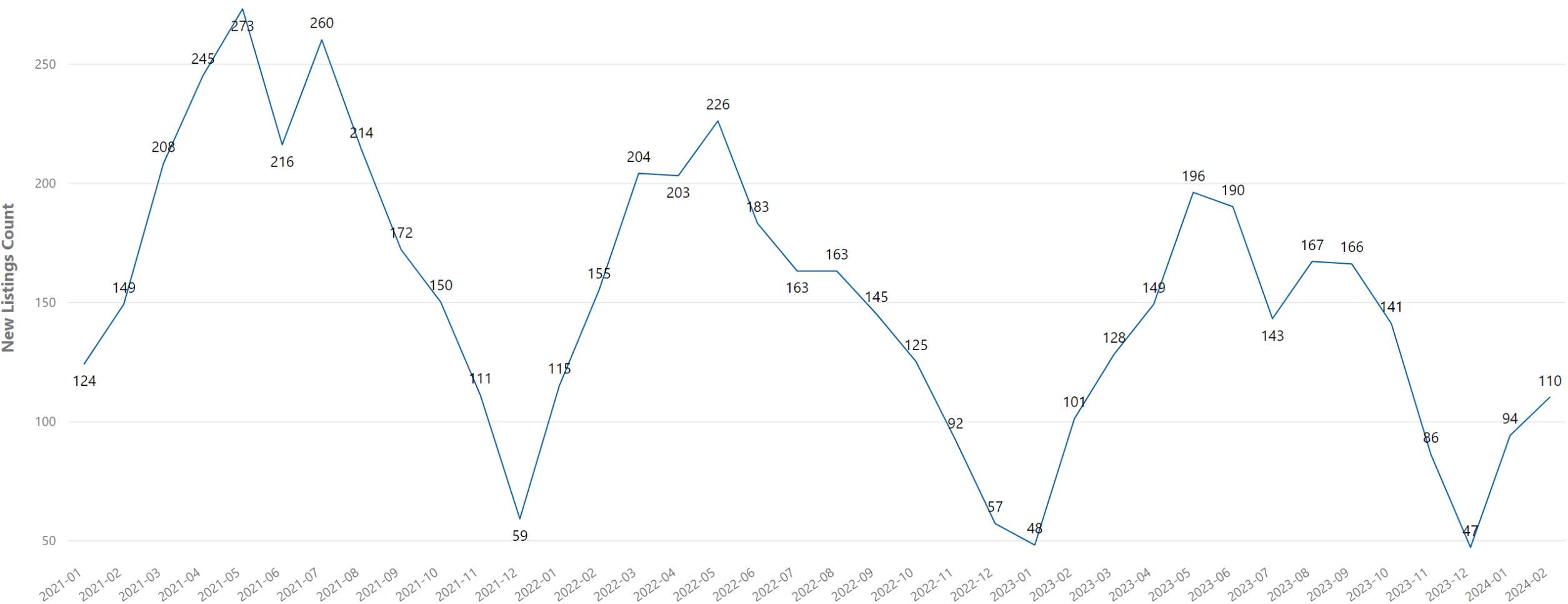
City	Median Sale Price	Median Sale Price Last Year	% Median Sale Price Change
Boulder Creek	\$499,000	\$0	N/A
Freedom	\$527,500	\$0	N/A
Soquel	\$765,000	\$0	N/A
Watsonville	\$618,500	\$0	N/A
Capitola	\$1,067,500	\$725,000	47%
Scotts Valley	\$868,500	\$750,000	16%

# Santa Cruz County - Decreased Median Price

City	Median Sale Price	Median Sale Price Last Year	% Median Sale Price Change
Santa Cruz	\$694,500	\$876,500	-21%
Aptos	\$695,250	\$841,500	-17%

# Santa Cruz County - New Listings

CountyName ● Santa Cruz





# Santa Cruz County - Increased New Listings

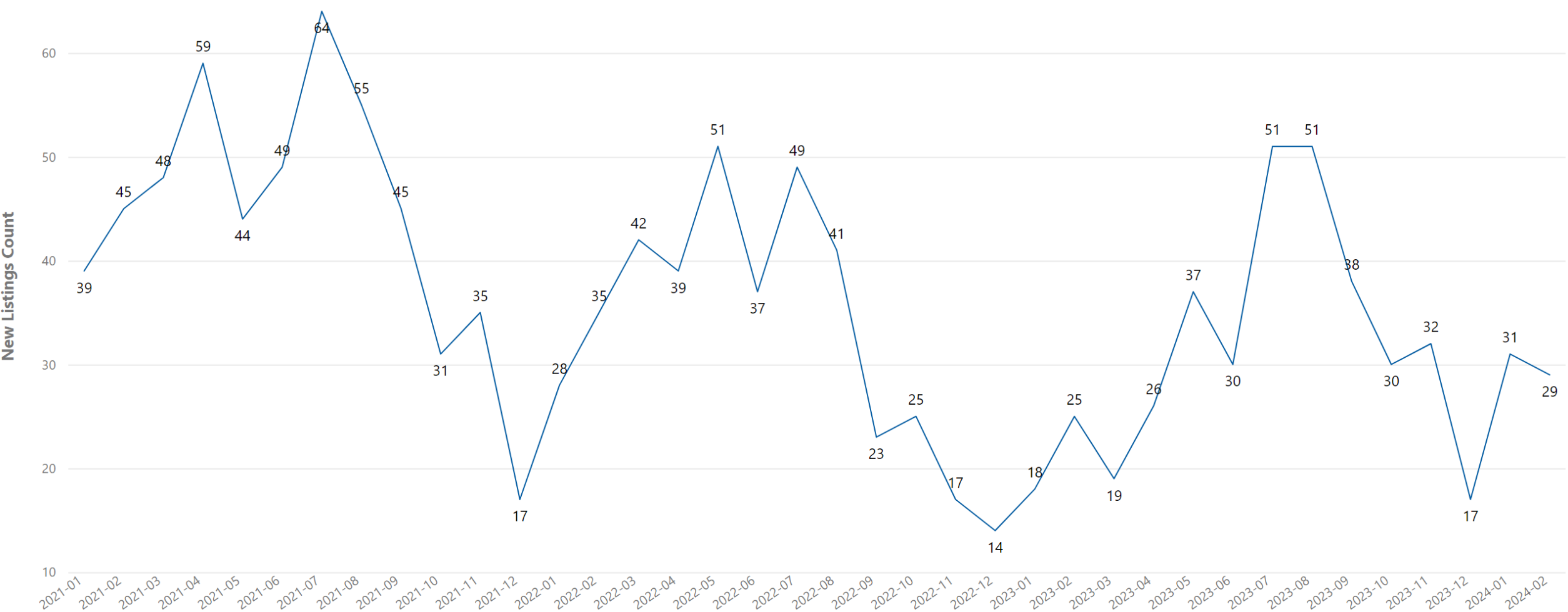
City	New Listings This Year	New Listings Last Year	% New Listings Change
Scotts Valley	9	2	350%
Los Gatos	6	2	200%
Brookdale	2	1	100%
Soquel	5	3	67%
Boulder Creek	13	8	63%
Capitola	4	3	33%
Watsonville	11	10	10%
Mount Hermon	1	1	0%
Corralitos	2	2	0%

## Santa Cruz County - Decreased New Listings

City	New Listings This Year	New Listings Last Year	% New Listings Change
Ben Lomond	1	3	-67%
Aptos	14	18	-22%
Felton	8	9	-11%
Santa Cruz	34	37	-8%

# Santa Cruz County - New Listings

CountyName ● Santa Cruz



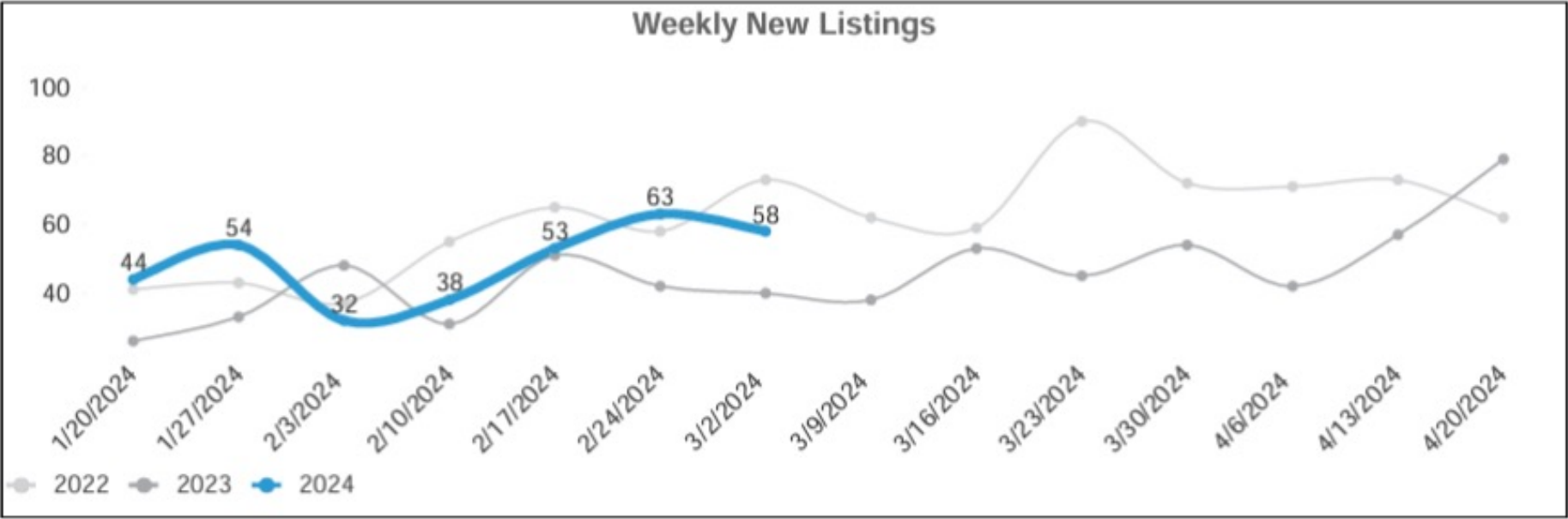
# Santa Cruz County - Increased New Listings

City	New Listings This Year	New Listings Last Year	% New Listings Change
Soquel	1	0	N/A
Watsonville	6	3	100%
Capitola	5	3	67%
Aptos	10	6	67%
Scotts Valley	3	2	50%

# Santa Cruz County - Decreased New Listings

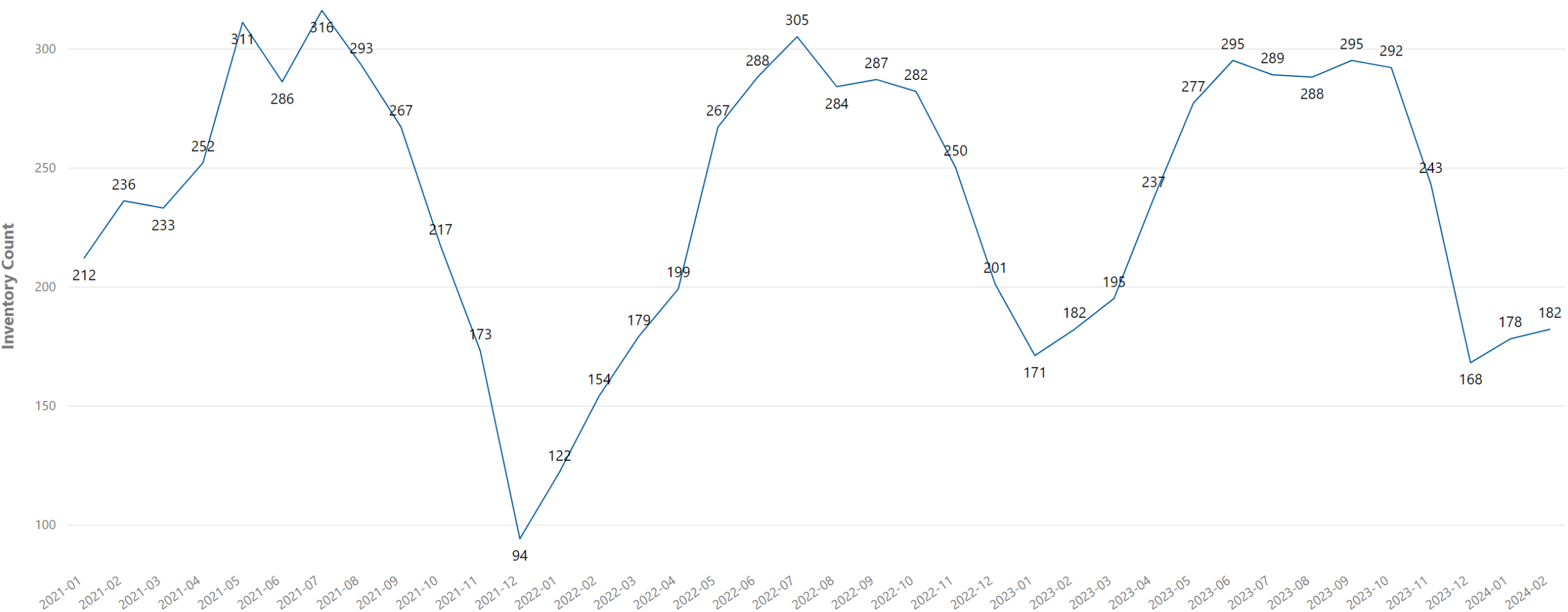
City	New Listings This Year	New Listings Last Year	% New Listings Change
Santa Cruz	4	8	-50%

# Santa Cruz County – New Listings Week Ending 03/02/2024



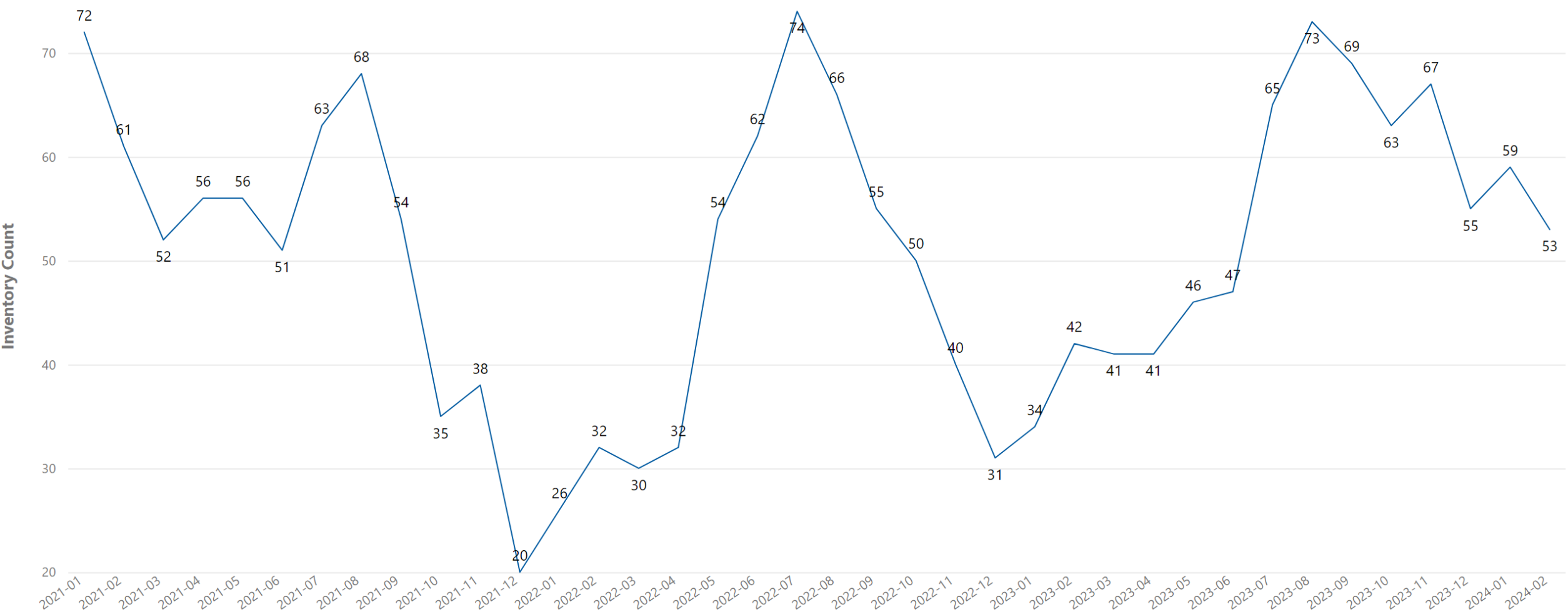
# Santa Cruz County - Inventory

CountyName ● Santa Cruz



# Santa Cruz County - Inventory

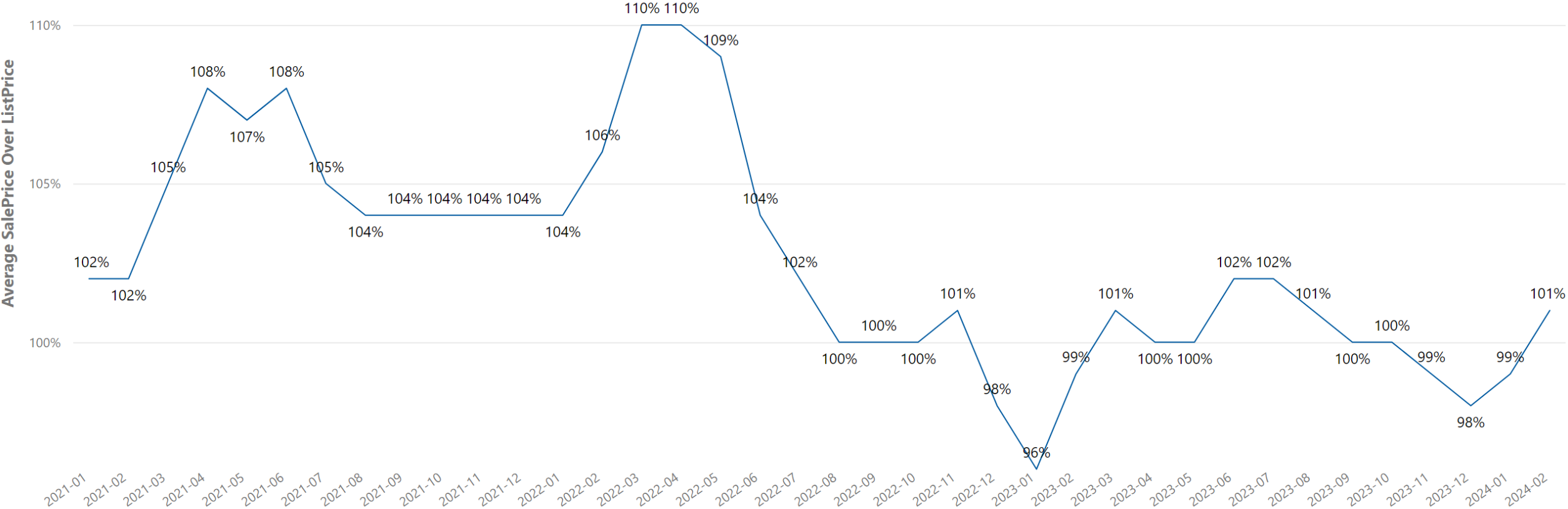
CountyName ● Santa Cruz





# Santa Cruz County - Average Sale Price Over List Price

CountyName ● Santa Cruz



# Santa Cruz County - Increased Sale To List Price

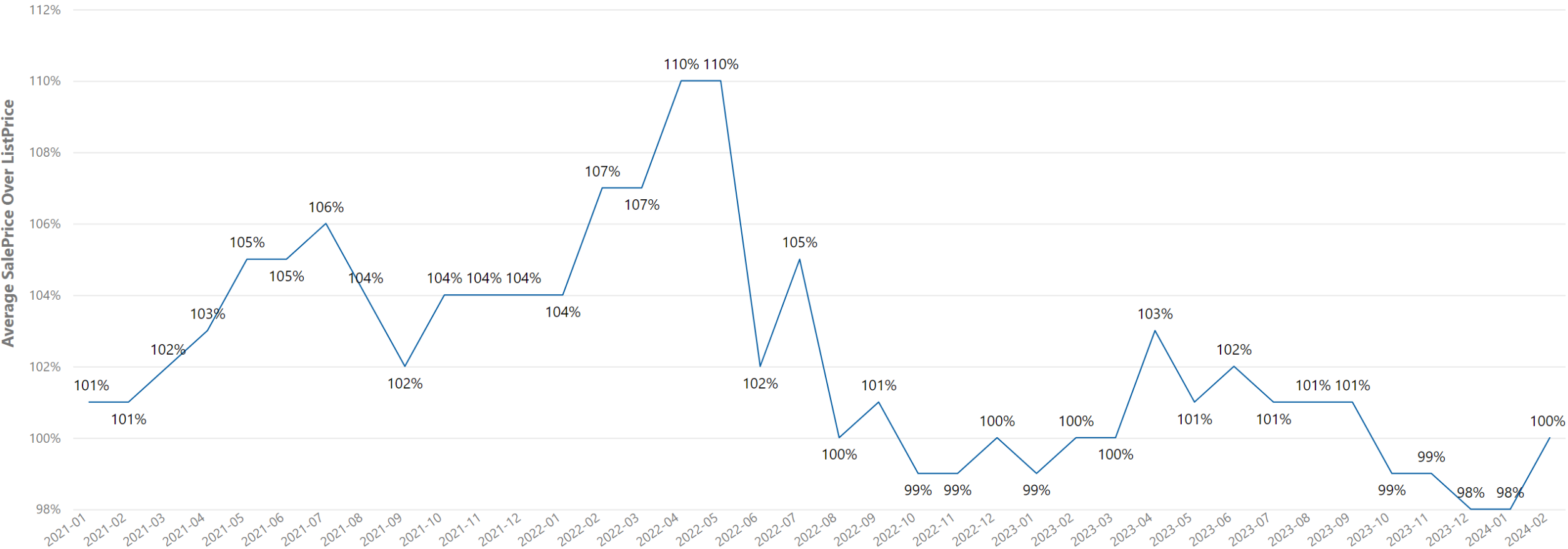
City	Sale Over List Price	Sale Over List Price Last Year	% Sale Over List Price Change
Ben Lomond	93%	0%	N/A
Felton	99%	0%	N/A
Scotts Valley	103%	99%	4%
Santa Cruz	104%	100%	4%
Aptos	102%	99%	3%
Los Gatos	97%	96%	1%
Watsonville	98%	98%	0%

# Santa Cruz County - Decreased Sale To List Price

City	Sale Over List Price	Sale Over List Price Last Year	% Sale Over List Price Change
Soquel	96%	102%	-6%
Boulder Creek	101%	102%	-1%

# Santa Cruz County - Average Sale Price Over List Price

CountyName ● Santa Cruz



# Santa Cruz County - Increased Sale To List Price

City	Sale Over List Price	Sale Over List Price Last Year	% Sale Over List Price Change
Boulder Creek	100%	0%	N/A
Freedom	103%	0%	N/A
Soquel	100%	0%	N/A
Watsonville	100%	0%	N/A
Capitola	107%	100%	7%
Santa Cruz	100%	100%	0%

# Santa Cruz County - Decreased Sale To List Price

City	Sale Over List Price	Sale Over List Price Last Year	% Sale Over List Price Change
Aptos	98%	100%	-2%
Scotts Valley	99%	100%	-1%

# Thank You

