

Santa Clara County Market Minute Update

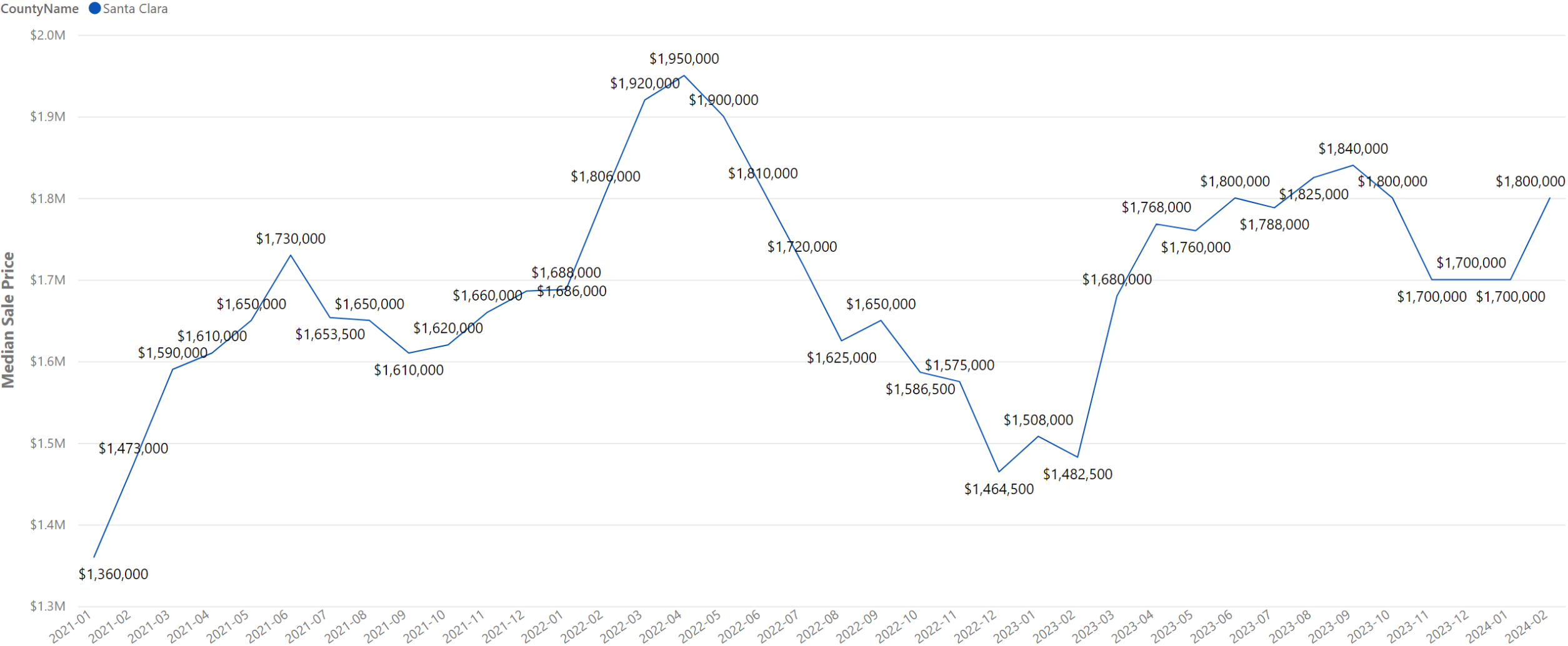


Statistics

March 2024

POWER ON
POWER OFF
EMAIL
INTERNET
WORLD
NO
SEARCH

Santa Clara County - Median Sale Price



Santa Clara County - Increased Median Price

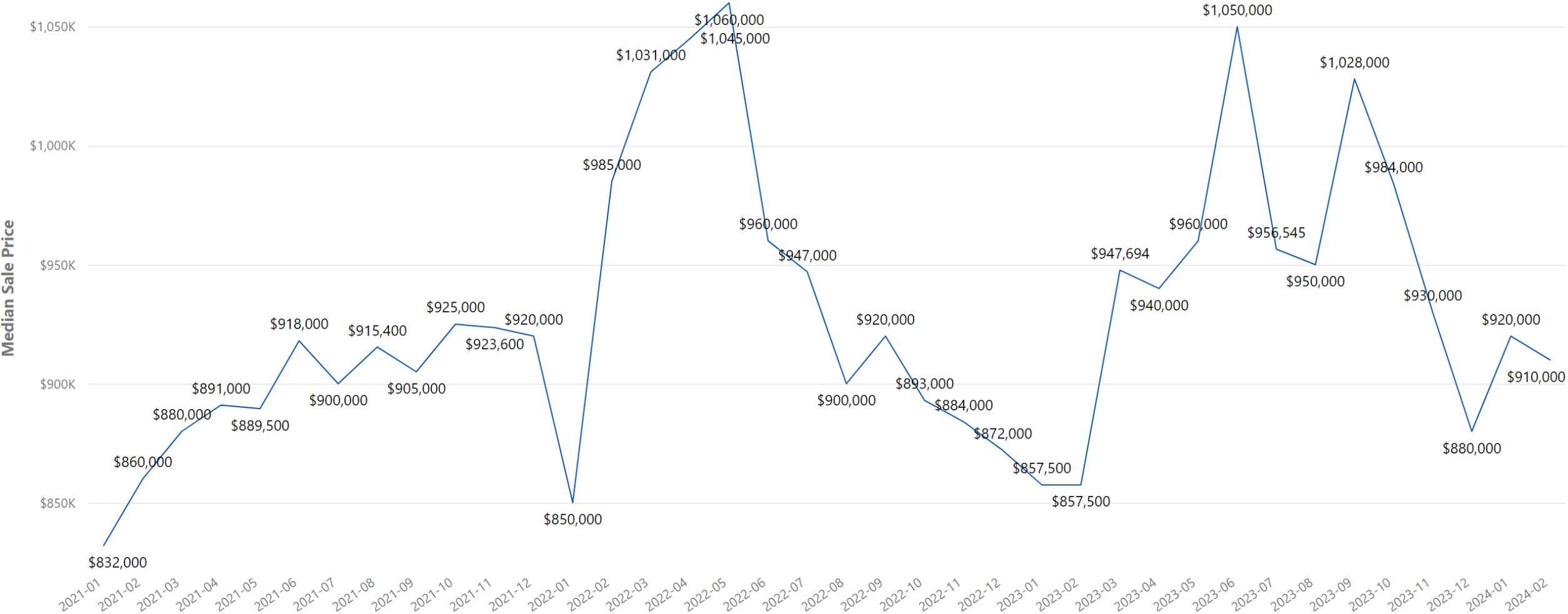
City	Median Sale Price	Median Sale Price Last Year	% Median Sale Price Change
Monte Sereno	\$4,840,000	\$0	N/A
Cupertino	\$3,320,000	\$2,512,800	32%
Milpitas	\$1,705,000	\$1,350,000	26%
Gilroy	\$1,088,000	\$885,500	23%
Saratoga	\$4,100,000	\$3,400,000	21%
San Jose	\$1,600,000	\$1,350,000	19%
Santa Clara	\$1,960,000	\$1,697,500	15%
Campbell	\$2,035,000	\$1,765,000	15%
Los Altos Hills	\$5,260,000	\$4,575,000	15%
Sunnyvale	\$2,275,000	\$2,005,000	13%
Los Gatos	\$3,000,000	\$2,680,000	12%
Morgan Hill	\$1,377,500	\$1,368,750	1%

Santa Clara County - Decreased Median Price

City	Median Sale Price	Median Sale Price Last Year	% Median Sale Price Change
Alviso	\$0	\$1,310,000	-100%
San Martin	\$1,640,000	\$2,200,000	-25%
Palo Alto	\$3,165,000	\$3,550,000	-11%
Los Altos	\$4,326,000	\$4,850,000	-11%
Mountain View	\$2,560,000	\$2,596,500	-1%

Santa Clara County - Median Sale Price

CountyName ● Santa Clara



Santa Clara County - Increased Median Price

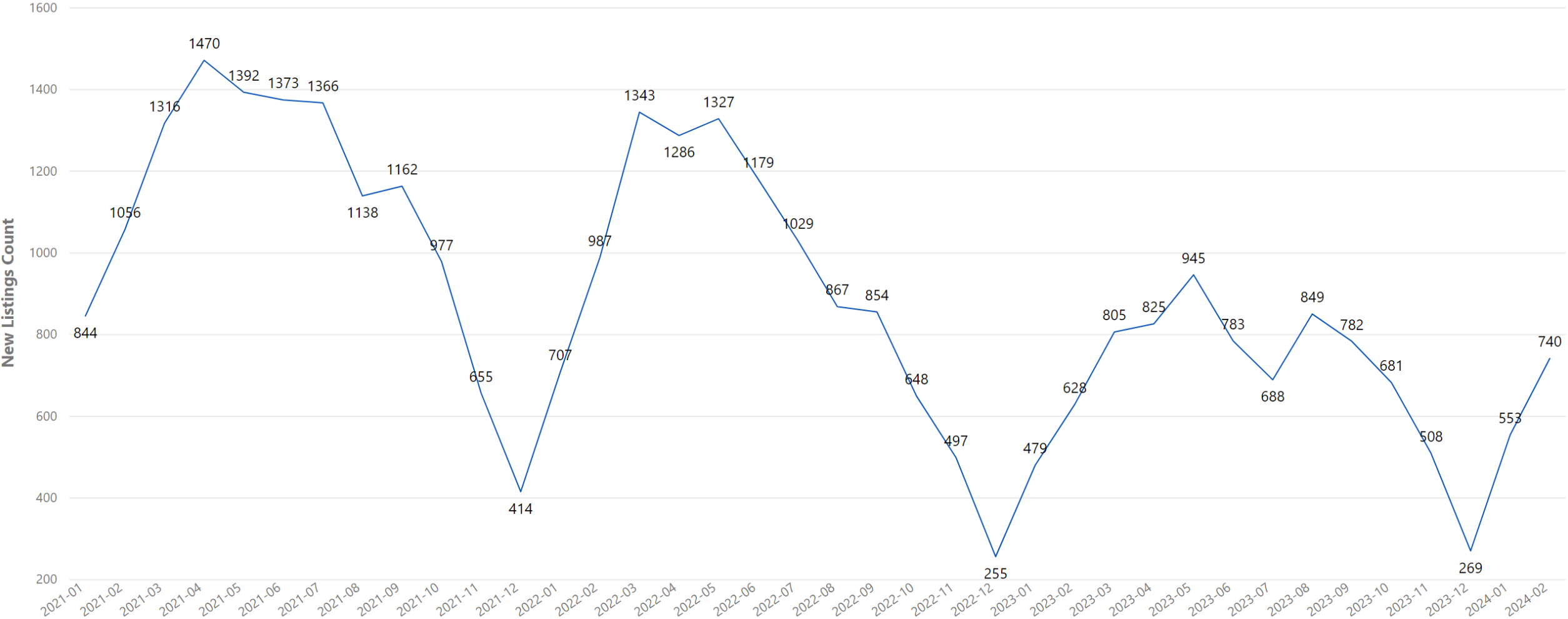
City	Median Sale Price	Median Sale Price Last Year	% Median Sale Price Change
Los Altos	\$2,362,500	\$0	N/A
Los Gatos	\$1,602,500	\$711,000	125%
Campbell	\$1,210,000	\$636,500	90%
Saratoga	\$1,450,250	\$927,500	56%
Morgan Hill	\$994,000	\$722,500	38%
Milpitas	\$1,130,000	\$870,000	30%
Sunnyvale	\$1,360,167	\$1,135,000	20%
Gilroy	\$475,000	\$448,000	6%
Cupertino	\$1,400,000	\$1,355,000	3%
San Jose	\$800,000	\$775,000	3%

Santa Clara County - Decreased Median Price

City	Median Sale Price	Median Sale Price Last Year	% Median Sale Price Change
Palo Alto	\$1,155,000	\$1,800,000	-36%
Santa Clara	\$755,000	\$963,000	-22%
Mountain View	\$1,310,000	\$1,355,000	-3%

Santa Clara County - New Listings

CountyName ● Santa Clara



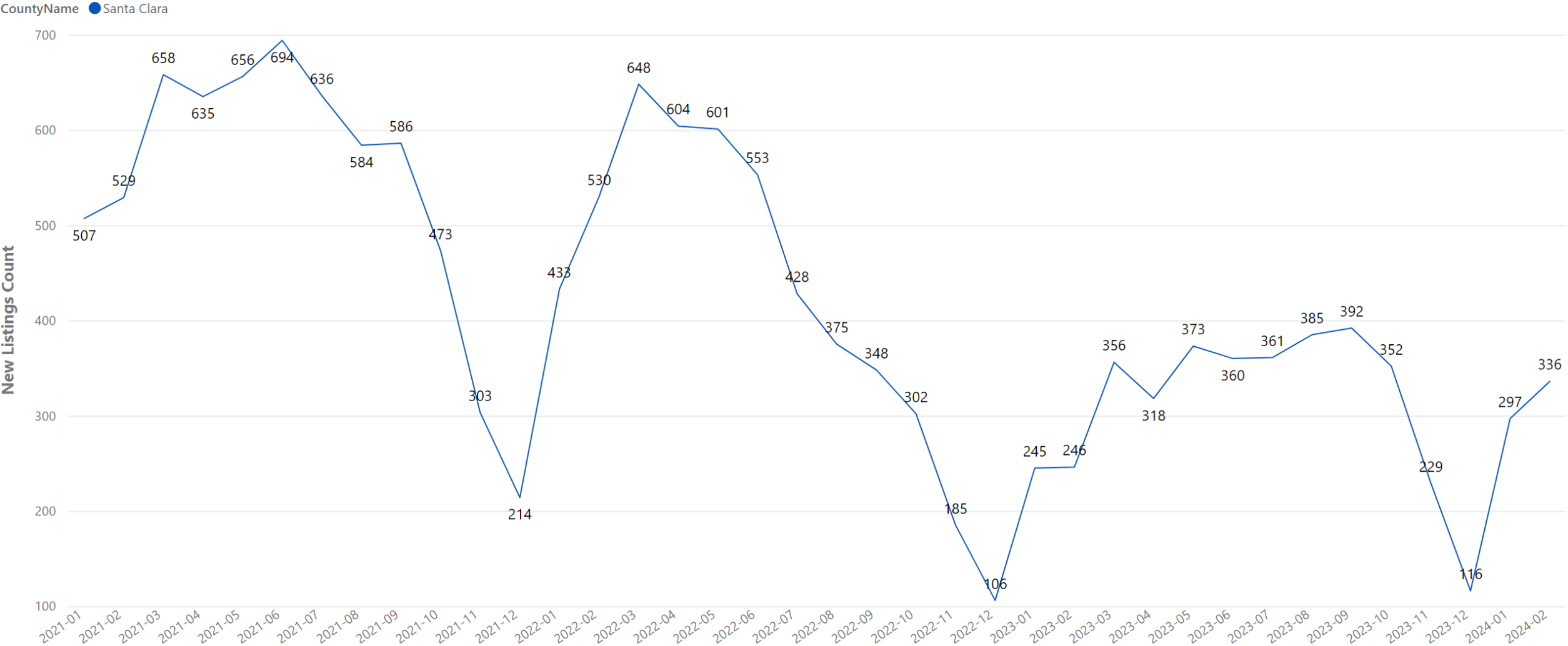
Santa Clara County - Increased New Listings

City	New Listings This Year	New Listings Last Year	% New Listings Change
Mountain View	26	9	189%
San Martin	4	2	100%
Los Altos	28	15	87%
Cupertino	28	22	27%
Monte Sereno	5	4	25%
Santa Clara	38	31	23%
San Jose	350	292	20%
Gilroy	43	36	19%
Milpitas	23	20	15%
Morgan Hill	33	30	10%
Palo Alto	44	40	10%
Los Altos Hills	7	7	0%
Campbell	20	20	0%
Saratoga	21	21	0%

Santa Clara County - Decreased New Listings

City	New Listings This Year	New Listings Last Year	% New Listings Change
Sunnyvale	37	45	-18%
Los Gatos	31	33	-6%

Santa Clara County - New Listings



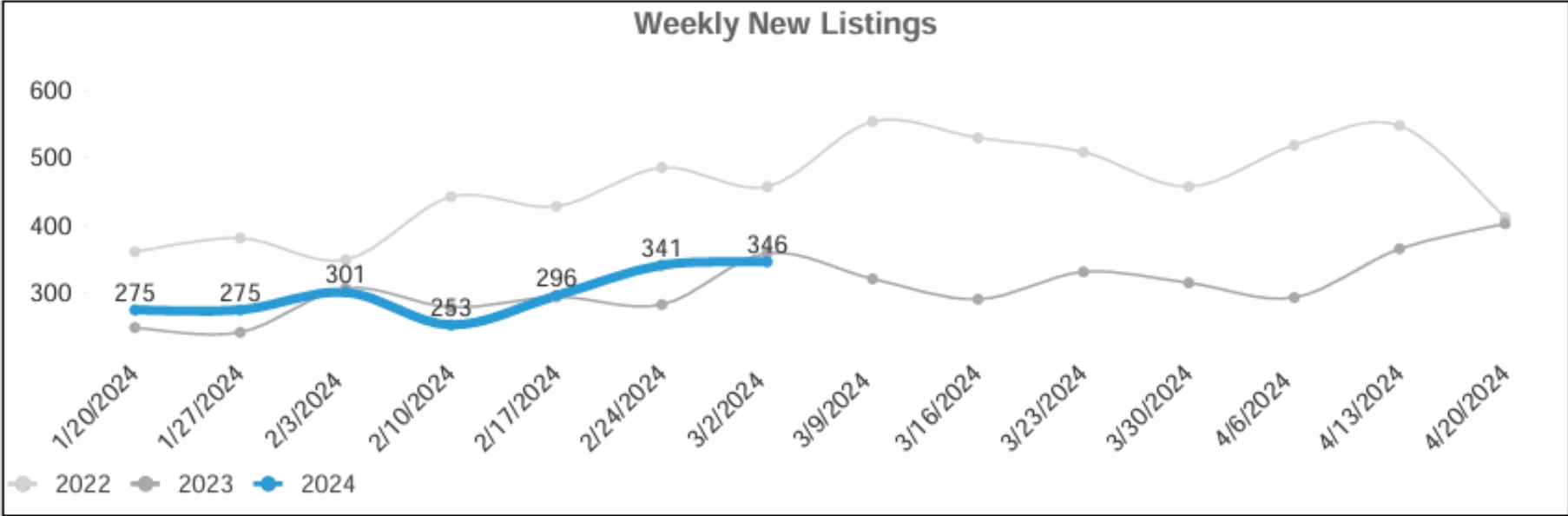
Santa Clara County - Increased New Listings

City	New Listings This Year	New Listings Last Year	% New Listings Change
Saratoga	2	0	N/A
Palo Alto	16	5	220%
Los Altos	9	3	200%
Mountain View	35	19	84%
Sunnyvale	32	18	78%
San Jose	166	120	38%
Campbell	11	8	38%
Cupertino	8	7	14%
Santa Clara	23	21	10%
Gilroy	1	1	0%

Santa Clara County - Decreased New Listings

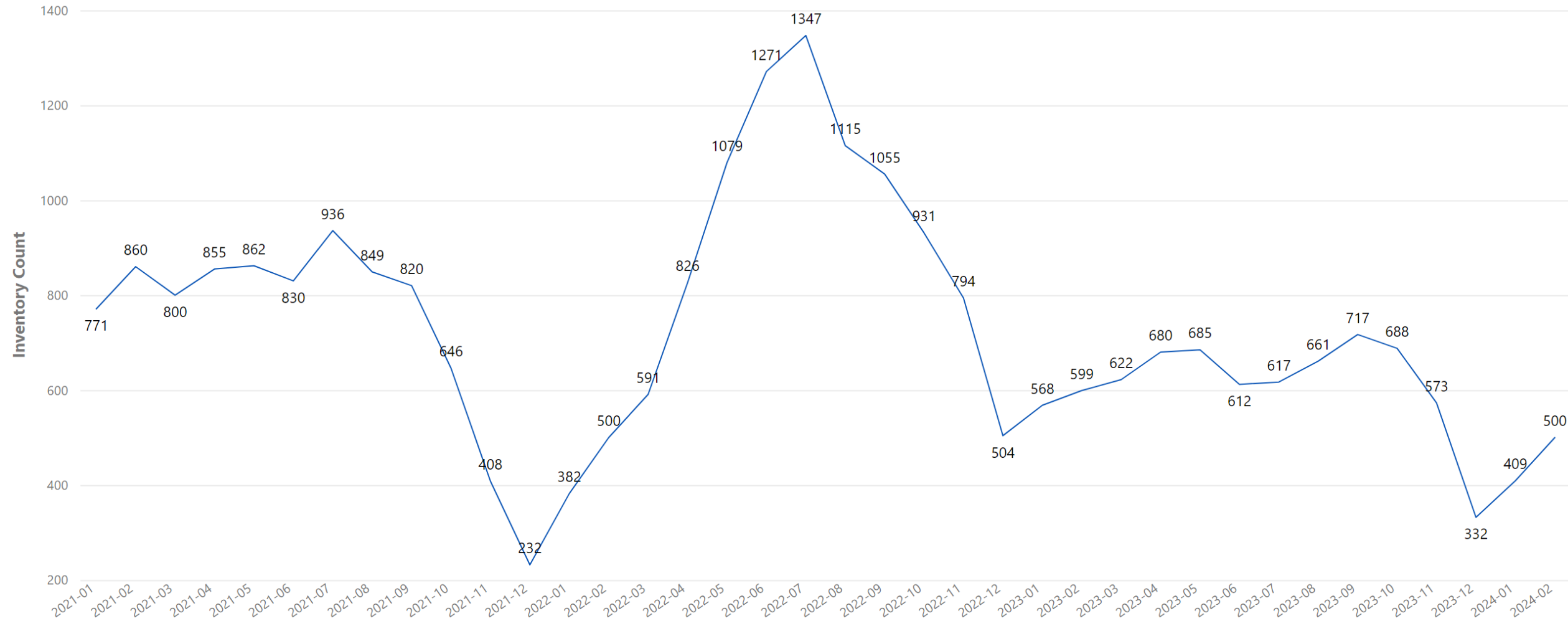
City	New Listings This Year	New Listings Last Year	% New Listings Change
Los Gatos	8	17	-53%
Morgan Hill	7	8	-13%
Milpitas	17	18	-6%

Santa Clara County – New Listings Week Ending 03/02/2024

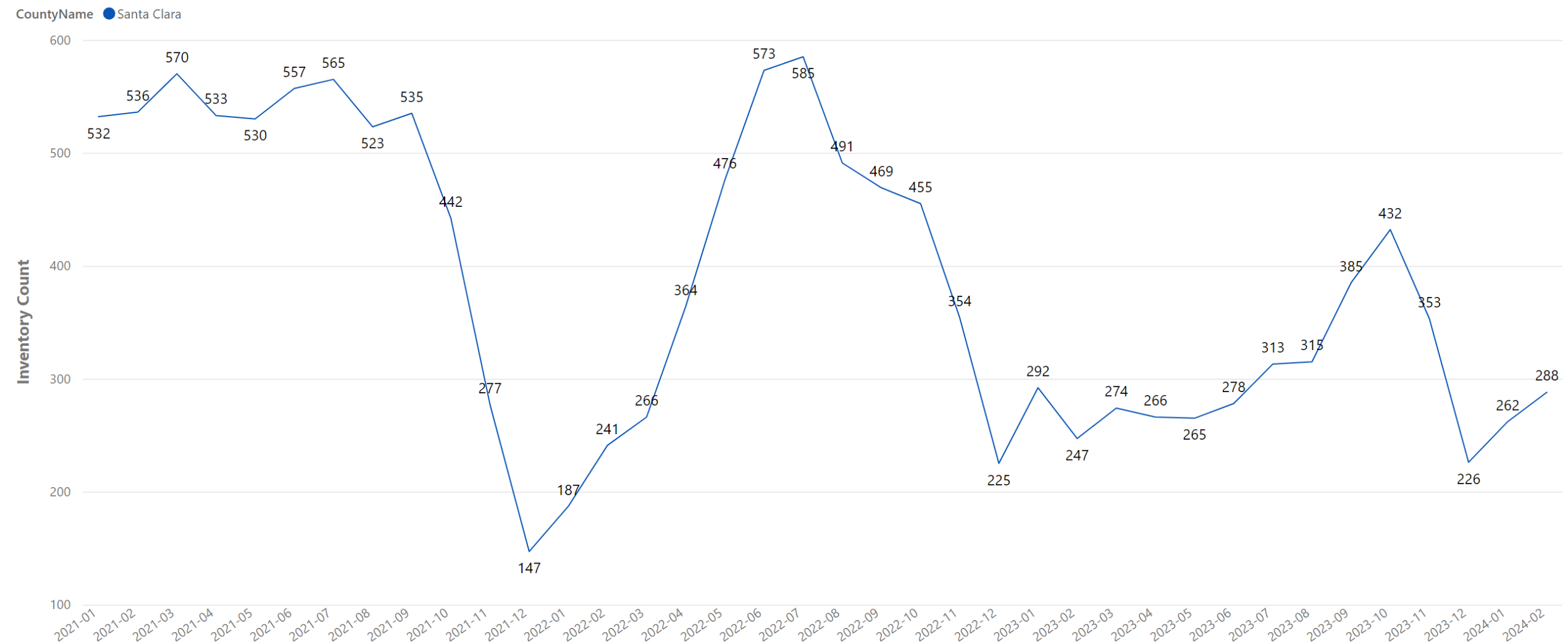


Santa Clara County - Inventory

CountyName ● Santa Clara

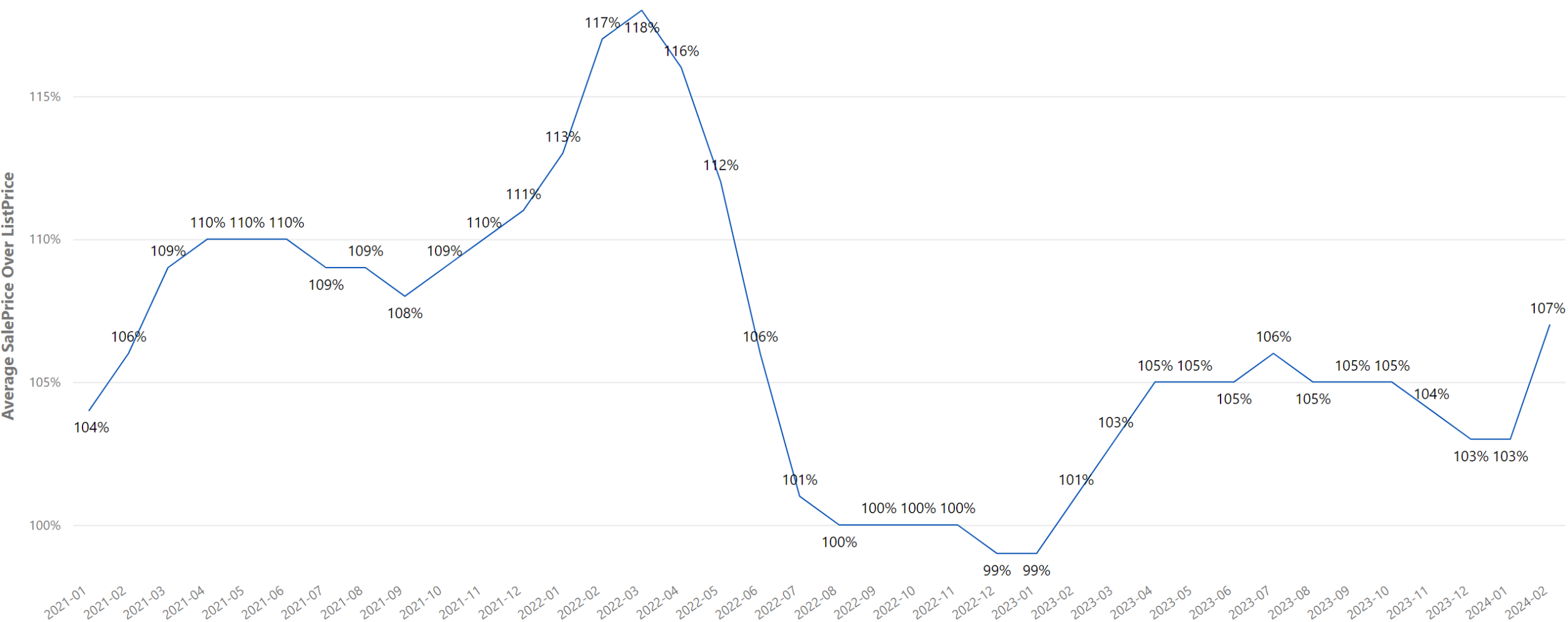


Santa Clara County - Inventory



Santa Clara County - Average Sale Price Over List Price

CountyName ● Santa Clara



Santa Clara County - Increased Sale To List Price

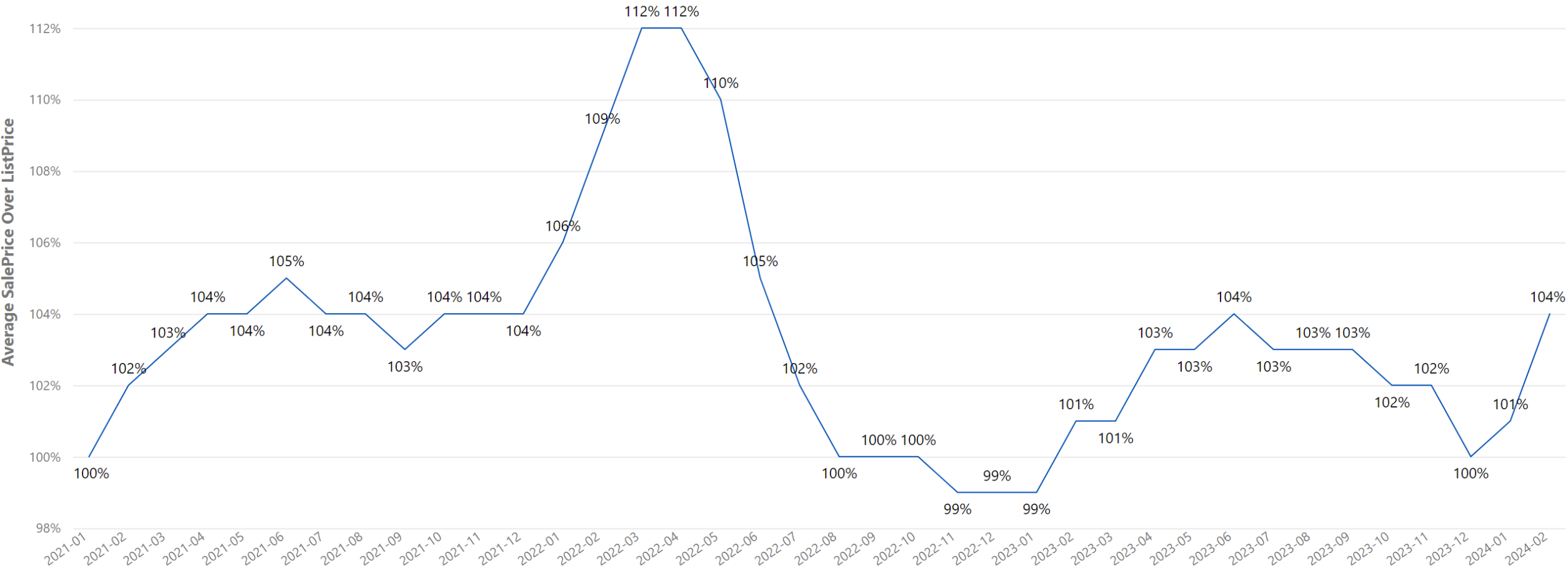
City	Sale Over List Price	Sale Over List Price Last Year	% Sale Over List Price Change
Monte Sereno	97%	0%	N/A
Cupertino	112%	97%	15%
Mountain View	113%	101%	12%
Los Altos	106%	96%	10%
Sunnyvale	110%	102%	8%
Santa Clara	112%	104%	8%
San Jose	108%	101%	7%
Gilroy	102%	96%	6%
Morgan Hill	102%	98%	4%
Milpitas	109%	105%	4%
Palo Alto	105%	102%	3%
Los Altos Hills	98%	96%	2%
Campbell	106%	105%	1%
Los Gatos	102%	102%	0%
Saratoga	103%	103%	0%

Santa Clara County - Decreased Sale To List Price

City	Sale Over List Price	Sale Over List Price Last Year	% Sale Over List Price Change
San Martin	97%	103%	-6%

Santa Clara County - Average Sale Price Over List Price

CountyName ● Santa Clara



Santa Clara County - Increased Sale To List Price

City	Sale Over List Price	Sale Over List Price Last Year	% Sale Over List Price Change
Los Altos	99%	0%	N/A
Milpitas	107%	97%	10%
Santa Clara	112%	102%	10%
Saratoga	102%	96%	6%
Campbell	105%	99%	6%
Cupertino	105%	100%	5%
Los Gatos	103%	99%	4%
Sunnyvale	108%	104%	4%
San Jose	103%	101%	2%
Gilroy	101%	100%	1%
Morgan Hill	101%	100%	1%
Palo Alto	100%	100%	0%

Santa Clara County - Decreased Sale To List Price

City	Sale Over List Price	Sale Over List Price Last Year	% Sale Over List Price Change
Mountain View	104%	105%	-1%

Thank You

