

Santa Cruz County Market Minute Update



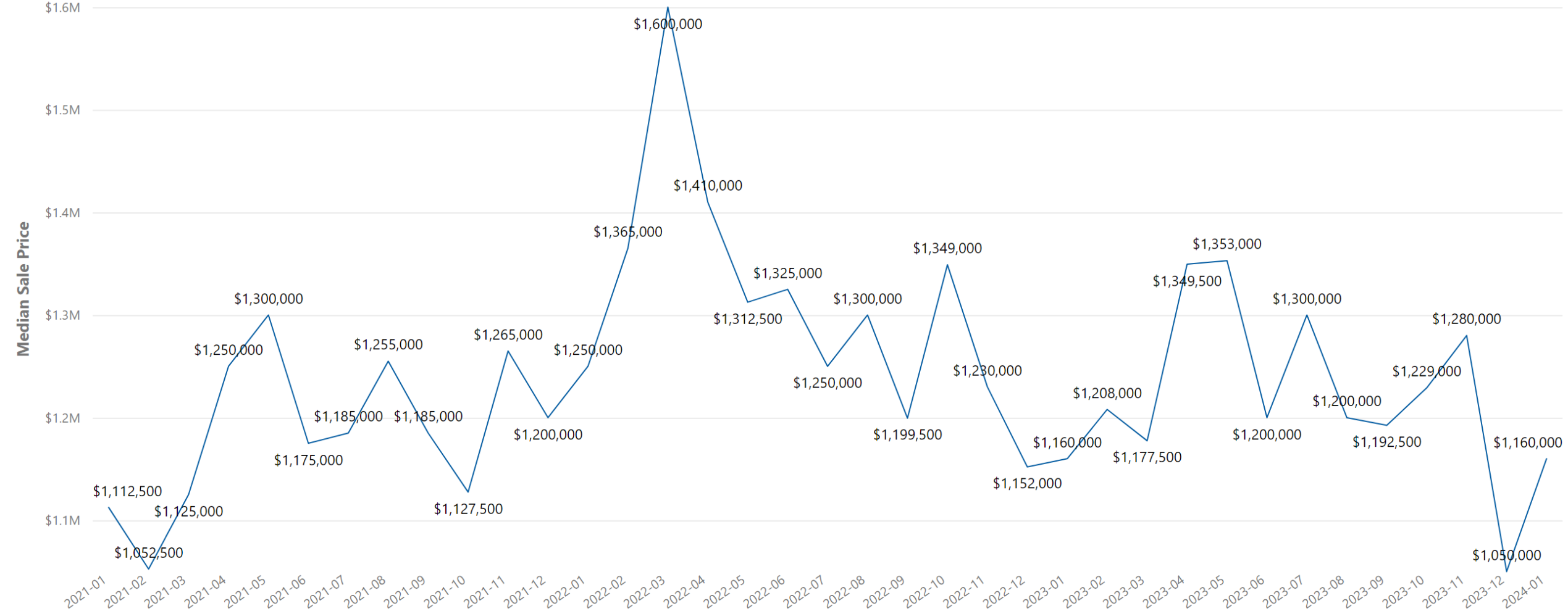
Statistics

February 2024

POWER ON
POWER OFF
EMAIL
INTERNET
WORLD
NO
SEARCH

Santa Cruz County - Median Sale Price

CountyName ● Santa Cruz



Santa Cruz County - Increased Median Price

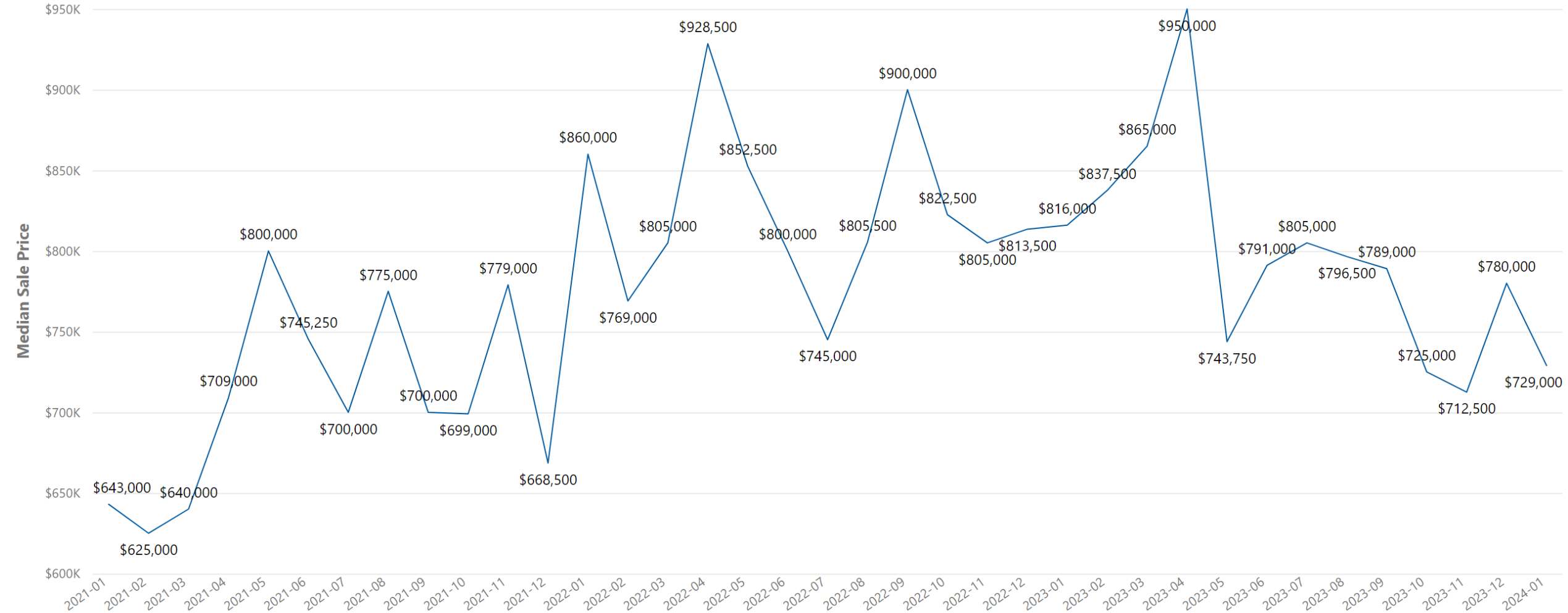
City	Median Sale Price	Median Sale Price Last Year	% Median Sale Price Change
Ben Lomond	\$890,000	\$0	N/A
Corralitos	\$1,850,000	\$0	N/A
Los Gatos	\$1,157,500	\$0	N/A
Soquel	\$1,975,000	\$1,300,000	52%
Scotts Valley	\$1,457,500	\$1,249,000	17%
Aptos	\$1,349,000	\$1,240,000	9%
Santa Cruz	\$1,422,400	\$1,345,000	6%
Watsonville	\$762,000	\$725,000	5%

Santa Cruz County - Decreased Median Price

City	Median Sale Price	Median Sale Price Last Year	% Median Sale Price Change
Davenport	\$0	\$1,035,000	-100%
Freedom	\$0	\$689,500	-100%
La Selva Beach	\$0	\$1,819,000	-100%
Capitola	\$1,445,000	\$3,700,000	-61%
Felton	\$687,000	\$830,000	-17%
Boulder Creek	\$626,500	\$731,000	-14%

Santa Cruz County - Median Sale Price

CountyName ● Santa Cruz



Santa Cruz County - Increased Median Price

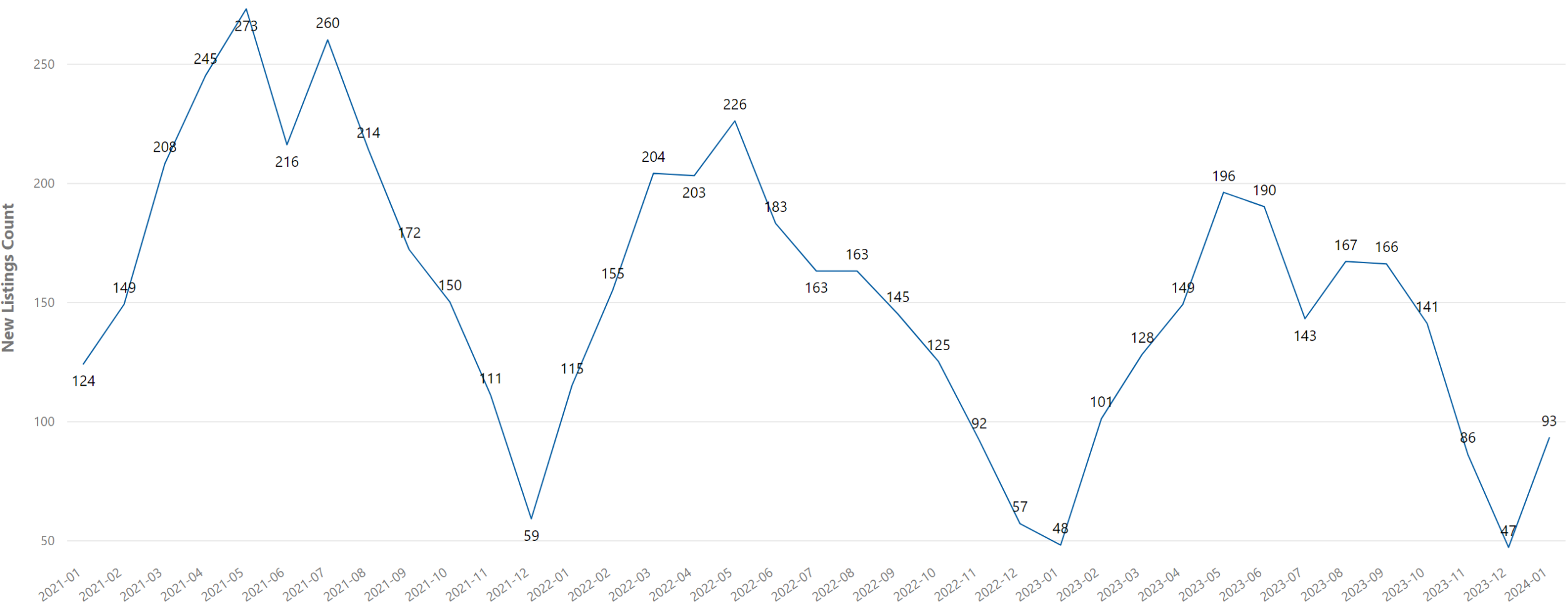
City	Median Sale Price	Median Sale Price Last Year	% Median Sale Price Change
Boulder Creek	\$630,000	\$0	N/A
Santa Cruz	\$715,000	\$649,916	10%

Santa Cruz County - Decreased Median Price

City	Median Sale Price	Median Sale Price Last Year	% Median Sale Price Change
Scotts Valley	\$0	\$817,000	-100%
Soquel	\$0	\$655,000	-100%
Watsonville	\$380,000	\$779,500	-51%
Capitola	\$597,500	\$815,000	-27%
Aptos	\$903,750	\$1,075,000	-16%

Santa Cruz County - New Listings

CountyName ● Santa Cruz



Santa Cruz County - Increased New Listings

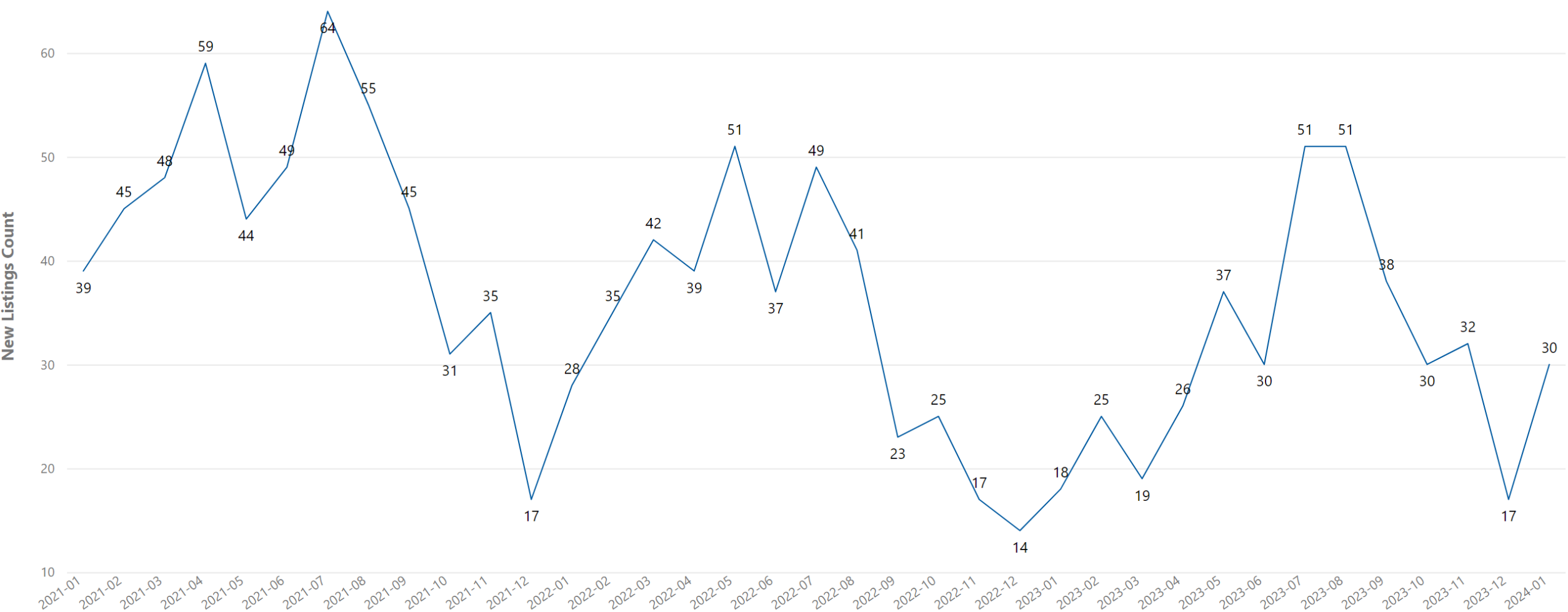
City	New Listings This Year	New Listings Last Year	% New Listings Change
Corralitos	1	0	N/A
Felton	2	0	N/A
Capitola	3	0	N/A
Ben Lomond	4	1	300%
Watsonville	16	4	300%
La Selva Beach	3	1	200%
Los Gatos	6	2	200%
Aptos	17	7	143%
Santa Cruz	25	17	47%
Scotts Valley	4	3	33%
Boulder Creek	8	6	33%

Santa Cruz County - Decreased New Listings

City	New Listings This Year	New Listings Last Year	% New Listings Change
Freedom	1	2	-50%
Soquel	2	3	-33%

Santa Cruz County - New Listings

CountyName ● Santa Cruz



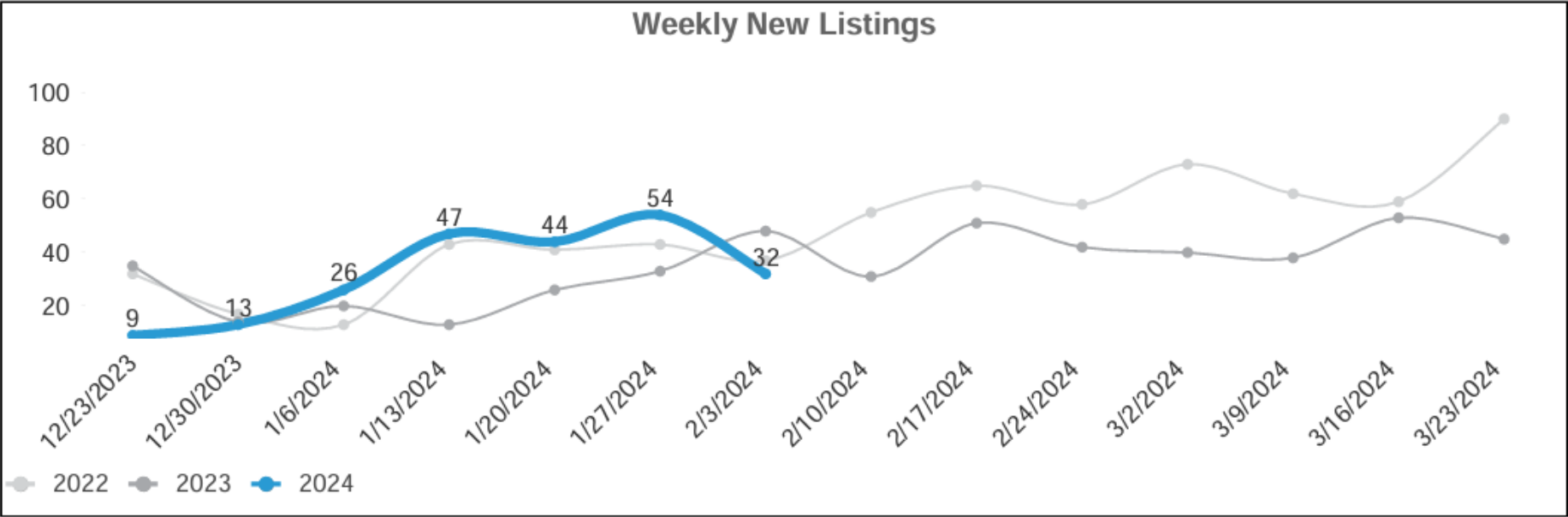
Santa Cruz County - Increased New Listings

City	New Listings This Year	New Listings Last Year	% New Listings Change
Freedom	1	0	N/A
Soquel	2	0	N/A
Boulder Creek	4	0	N/A
Watsonville	6	0	N/A
Capitola	4	1	300%
Aptos	4	3	33%

Santa Cruz County - Decreased New Listings

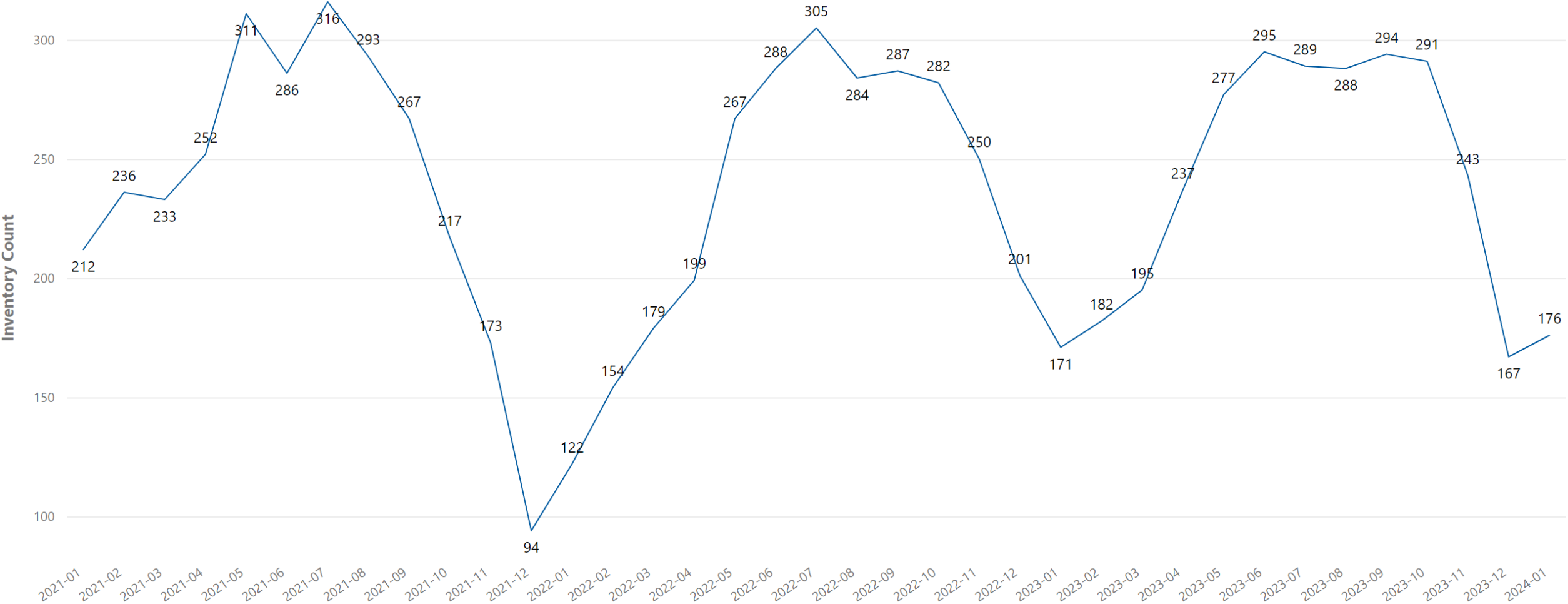
City	New Listings This Year	New Listings Last Year	% New Listings Change
Scotts Valley	2	3	-33%
Santa Cruz	7	9	-22%

Santa Cruz County – New Listings Week Ending 02/03/2024



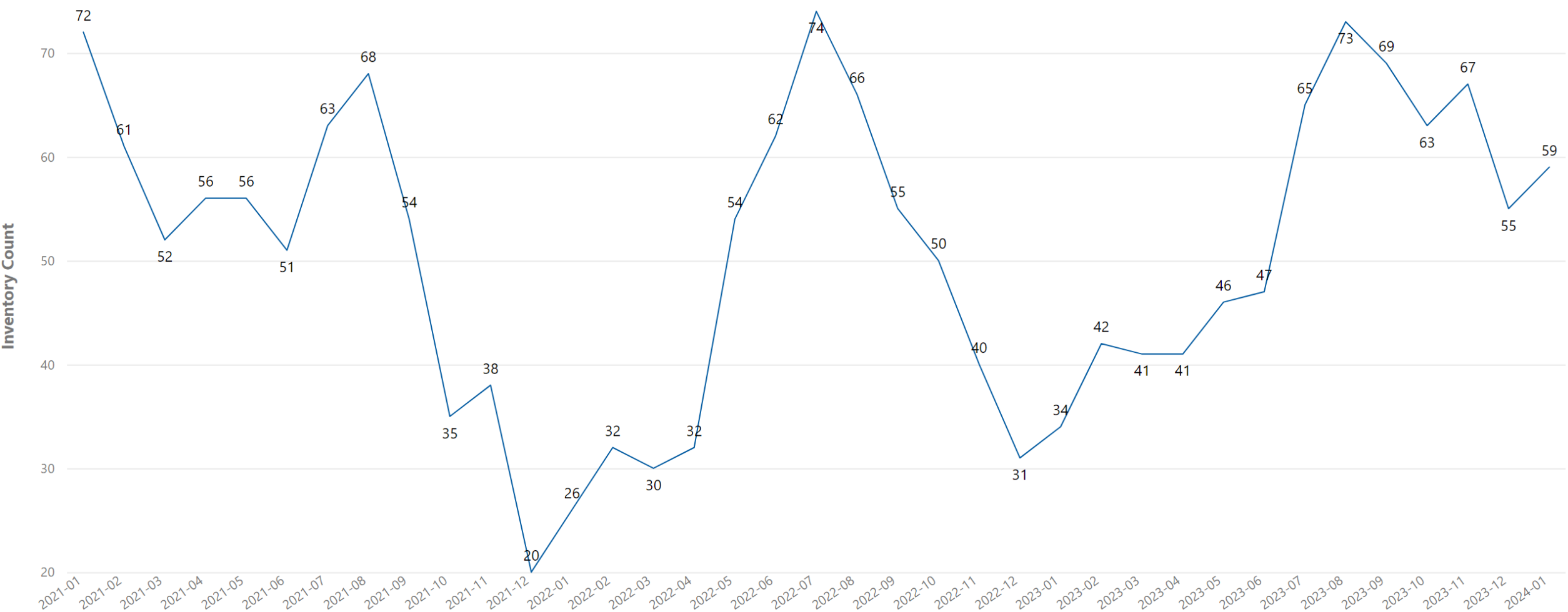
Santa Cruz County - Inventory

CountyName ● Santa Cruz



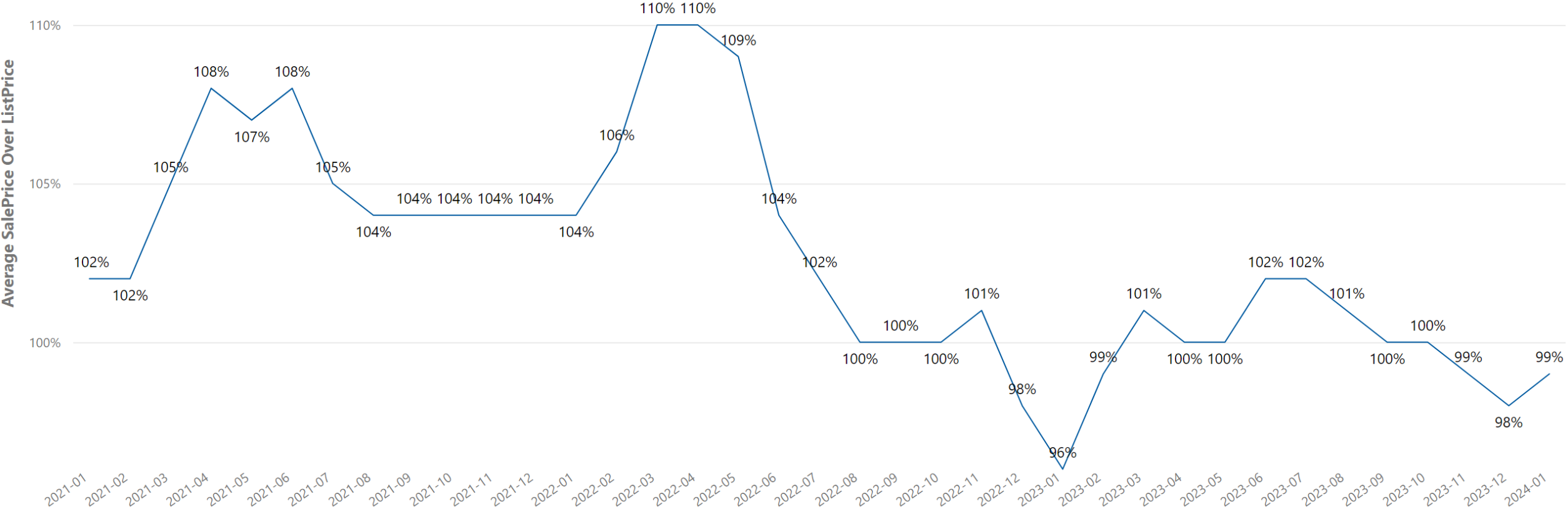
Santa Cruz County - Inventory

CountyName ● Santa Cruz



Santa Cruz County - Average Sale Price Over List Price

CountyName ● Santa Cruz



Santa Cruz County - Increased Sale To List Price

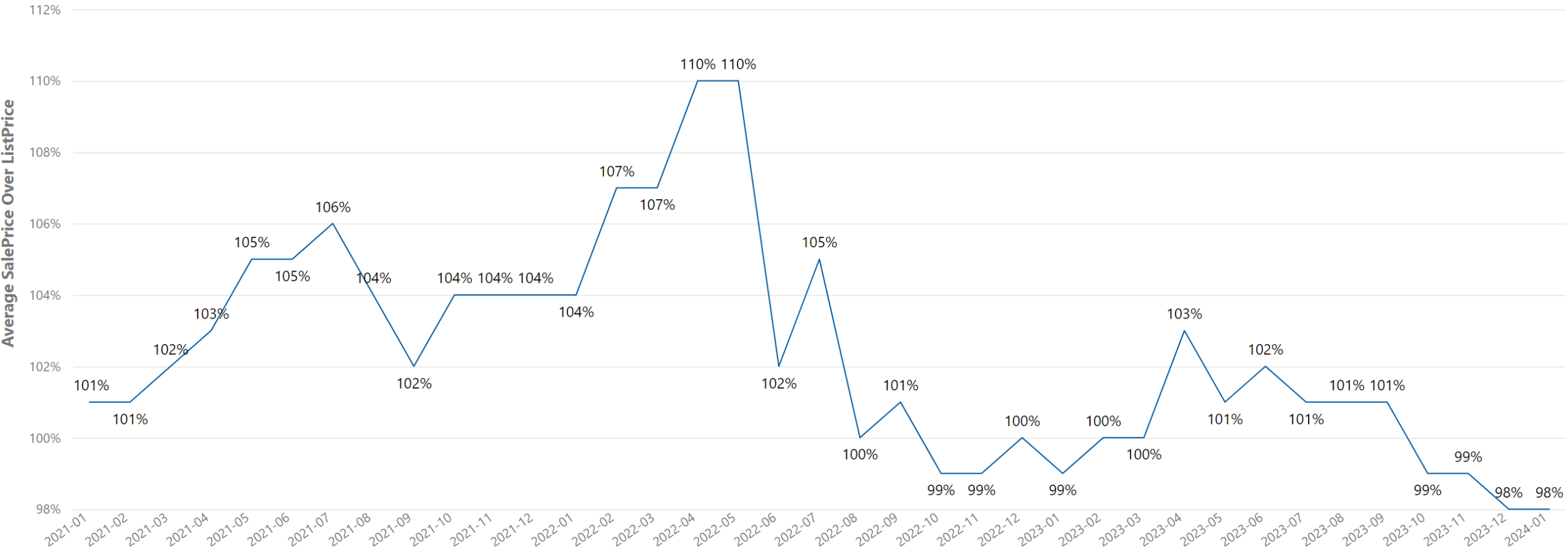
City	Sale Over List Price	Sale Over List Price Last Year	% Sale Over List Price Change
Ben Lomond	93%	0%	N/A
Corralitos	95%	0%	N/A
Los Gatos	98%	0%	N/A
Santa Cruz	103%	95%	8%
Aptos	98%	94%	4%
Watsonville	100%	96%	4%
Boulder Creek	99%	98%	1%
Scotts Valley	99%	98%	1%
Capitola	98%	98%	0%

Santa Cruz County - Decreased Sale To List Price

City	Sale Over List Price	Sale Over List Price Last Year	% Sale Over List Price Change
Felton	89%	92%	-3%
Soquel	95%	96%	-1%

Santa Cruz County - Average Sale Price Over List Price

CountyName ● Santa Cruz



Santa Cruz County - Increased Sale To List Price

City	Sale Over List Price	Sale Over List Price Last Year	% Sale Over List Price Change
Boulder Creek	101%	0%	N/A
Watsonville	99%	97%	2%

Santa Cruz County - Decreased Sale To List Price

City	Sale Over List Price	Sale Over List Price Last Year	% Sale Over List Price Change
Santa Cruz	98%	102%	-4%
Aptos	98%	99%	-1%
Capitola	98%	99%	-1%

Thank You

