



an MLSListings Company

Aculist provides several resources which are free and only available to MLSListings Subscribers. The resources are spread between different apps and websites. The chart below highlights the offering, what type of media it is, and where to find it.

Please email support@aculist.com for more information on any of these resources.

Aculist Resource

Agents can download monthly reports called **Aculist Market Reports** each month. The data is always available, there are 20+ templates available, and every report has the agent's photo and contact information. Reports are available by County, City, ZIP Code and MLS Area for Santa Clara, San Mateo, Santa Cruz, Monterey, and San Benito counties.

Aculist provides monthly videos, called **Market Minute Videos**, meant for your clients. The videos are produced usually by the 9th or 10th of the month and are available on YouTube for sharing. Two minutes or less, just light music with a couple key real estate metrics.

Aculist also provides monthly slides that are used in the monthly Market Minute videos. All the content that is used in the Market Minute videos can be downloaded as **Market Minute PowerPoint Decks**.

A set of six weekly graphs are provided every Tuesday afternoon. The **Aculist Weekly Document** is available for download to share with clients. With the current week's data plus seven weeks ahead and data from seven weeks back, as compared to two prior years. This resource is great for keeping your clients up-to-date and setting expectations.

Agents can access **Aculist Web Widgets** which are constantly updating, interactive graphs and charts that can be downloaded and shared with clients. They cover critical information like median sale price, average price, months to sell, inventory, new listings, closed sales and Days on Market (DOM).

Agents can listen to a the **Aculist 'Your Real Estate Source' Podcast** where the Aculist team takes three important points from the quarterly write up from our Partner Economist, Dr. Elliot Eisenberg. The podcast highlights the local real estate market and talk about economic, federal, and institutional policies that are affecting the buying and selling of properties.

Type

Where to Find It

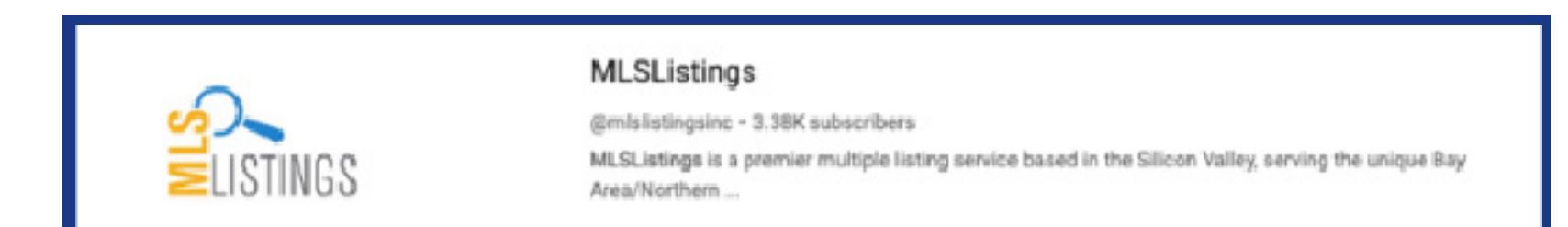
Market Data Reports

Go to the Pro Homepage, pro.mlslistings.com, and then click on the "Aculist Market Reports" button.



Videos

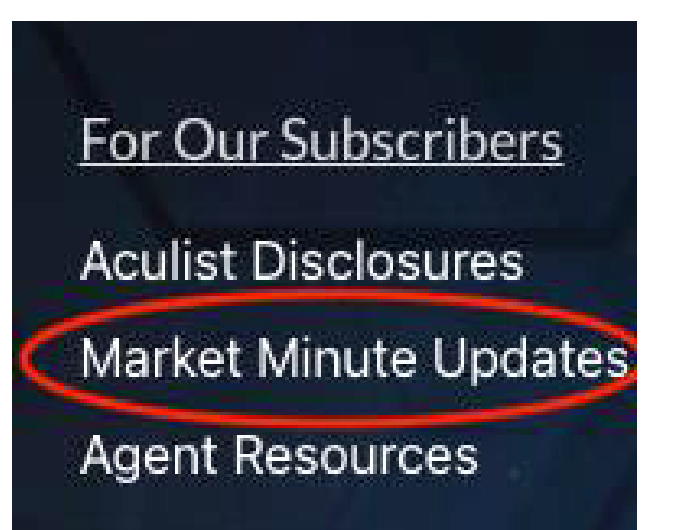
Visit YouTube to see the monthly videos. Agents can subscribe to receive notice when videos are new.



<https://www.youtube.com/@mlslistingsinc/videos>

PowerPoint Slides

Download the PowerPoint deck slides anytime by visiting Aculist.com and clicking on the tab "For Our Subscribers," and then Market Minute Updates.



<https://www.aculist.com/market-minute-updates/>


PDF Documents

The shortcut to the Aculist Weekly document is located on the Pro Homepage – pro.mlslistings.com, or can be accessed directly from the Aculist.com website:




<https://www.aculist.com/the-aculist-weekly-update/>

Web Widgets



There is quarterly and monthly data by county on MLSListings.com here: <https://www.mlslistings.com/media-center/interactive-market-snapshots/>

Audio Podcast



The Aculist 'Your Real Estate Source' Podcast is available in audio form (no visual) from YouTube and Apple Podcast.

<https://www.youtube.com/playlist?list=PLfBHxKsXnFGNlv1MPYU34lvsvDUlnBw0Z>