

# Santa Cruz County Market Minute Update



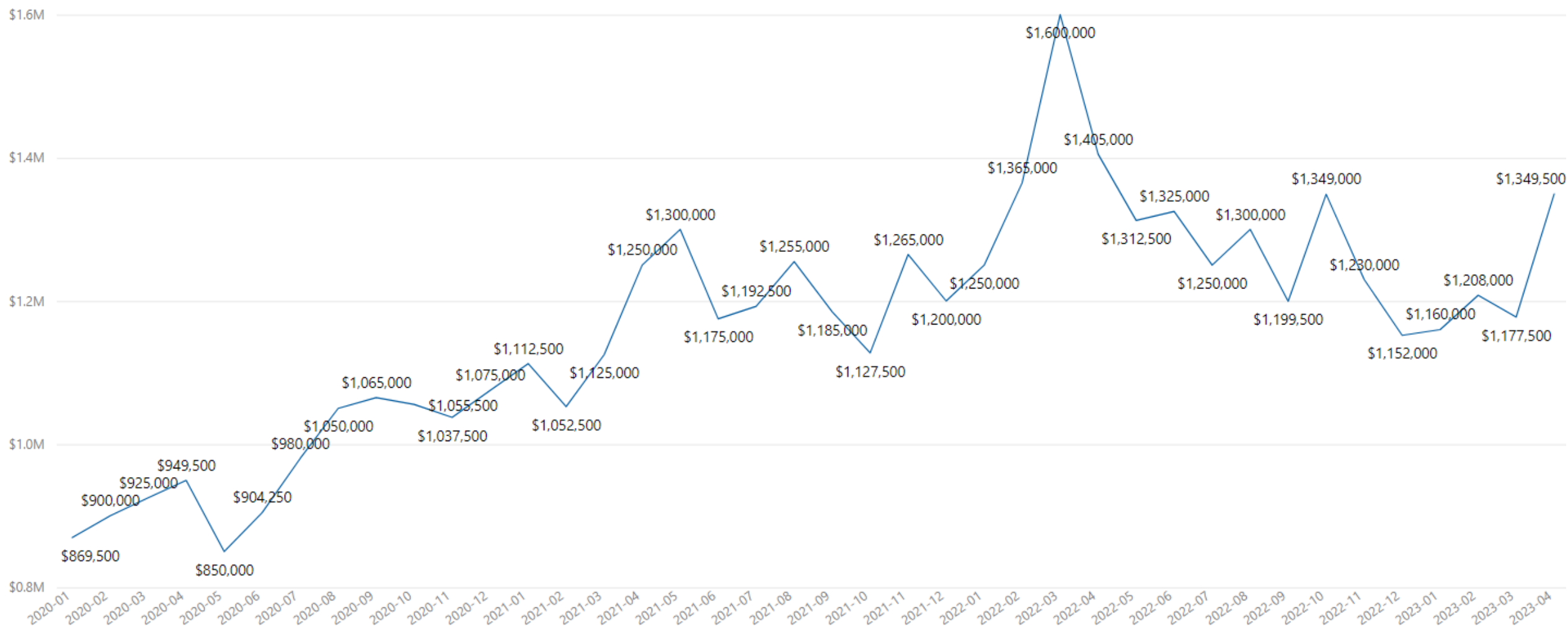
Statistics

**May 2023**

POWER ON  
POWER OFF  
EMAIL  
INTERNET  
WORLD  
NO  
SEARCH

# Santa Cruz County – Median Sale Price

CountyName ● Santa Cruz

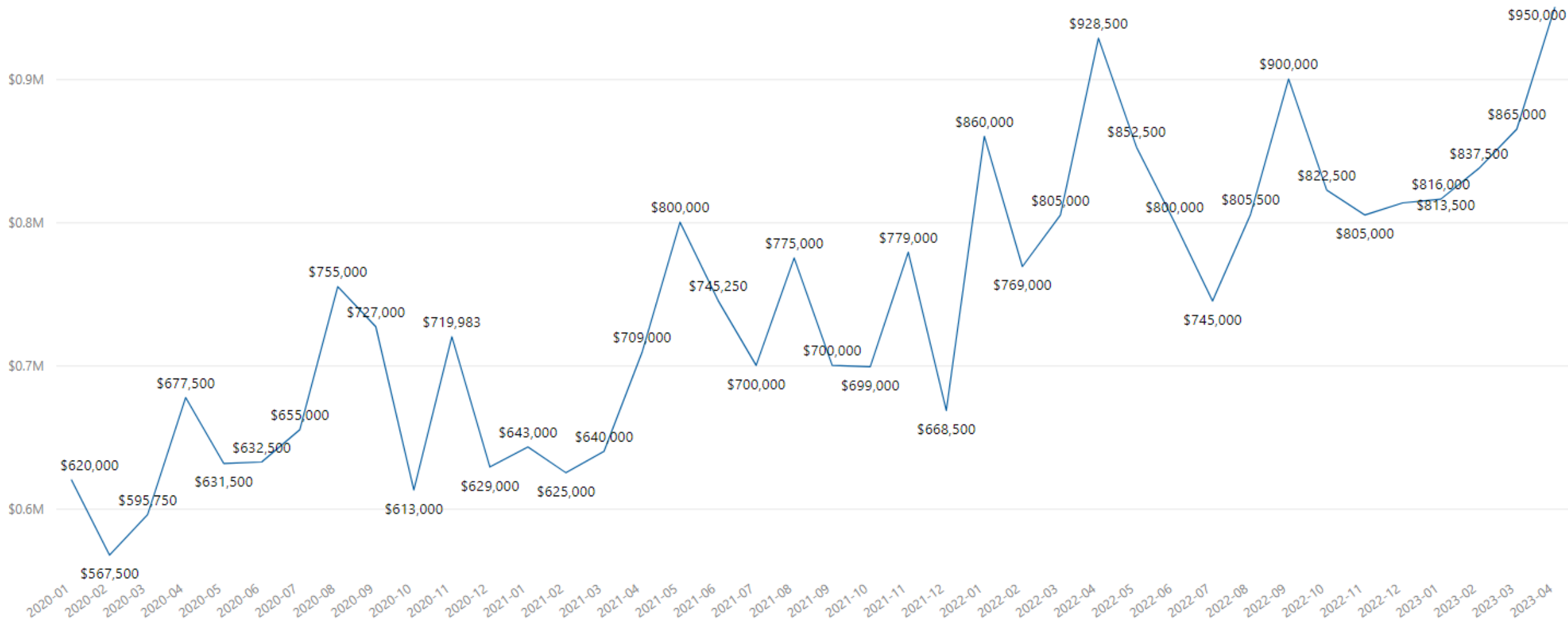


# Santa Cruz County – Median Price

City	Median Sale Price	Median Sale Price Last Year	% Med Price Change
Ben Lomond	\$1,250,000	\$880,000	42%
Capitola	\$2,250,000	\$1,630,000	38%
Boulder Creek	\$809,350	\$754,500	7%
Santa Cruz	\$1,607,500	\$1,600,000	0%
Aptos	\$1,625,000	\$1,700,000	-4%
Soquel	\$1,490,000	\$1,650,000	-10%
Watsonville	\$707,500	\$840,000	-16%
Los Gatos	\$1,506,500	\$1,800,000	-16%
Felton	\$1,000,000	\$1,200,000	-17%
Scotts Valley	\$1,272,500	\$1,905,000	-33%

# Santa Cruz County – Median Sale Price (CI)

CountyName ● Santa Cruz

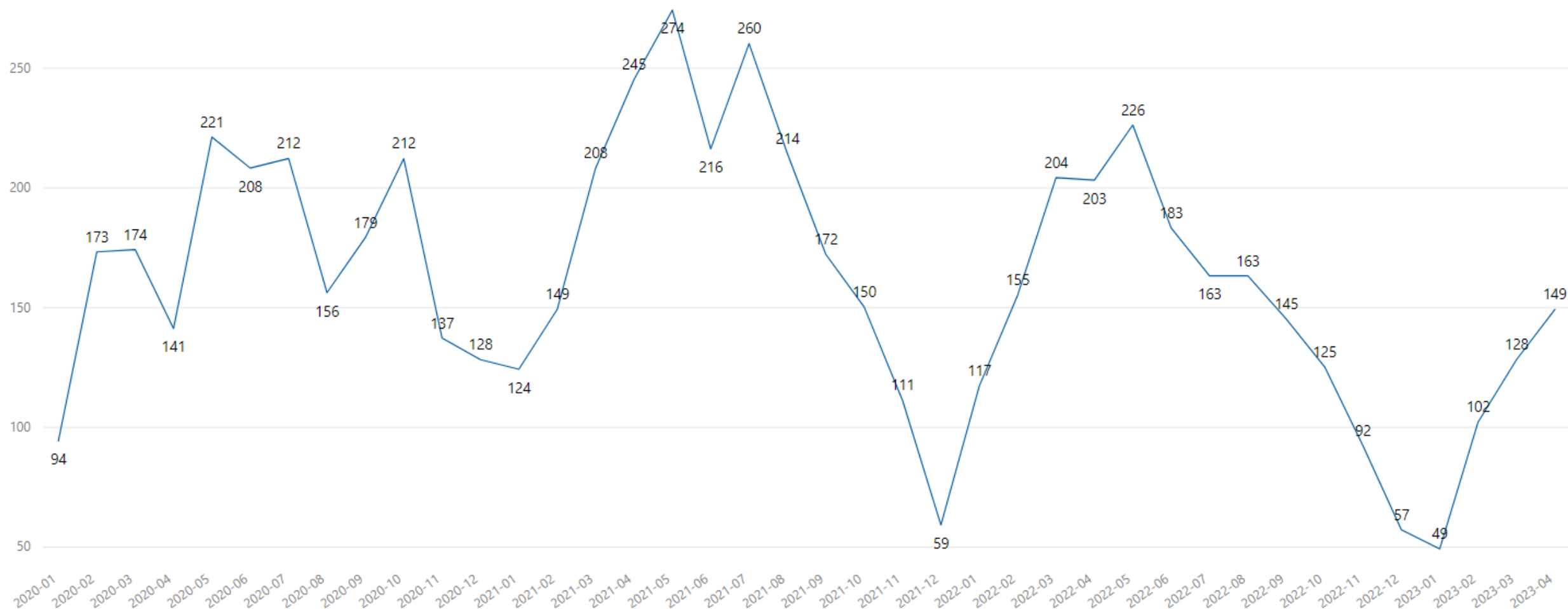


# Santa Cruz County – Median Price (CI)

City	Median Sale Price	Median Sale Price Last Year	% Med Price Change
Santa Cruz	\$970,000	\$822,000	18%
Scotts Valley	\$975,000	\$908,000	7%
Capitola	\$740,000	\$912,000	-19%
Watsonville	\$690,250	\$878,000	-21%
Aptos	\$875,000	\$1,222,500	-28%

# Santa Cruz County – New Listings

CountyName ● Santa Cruz

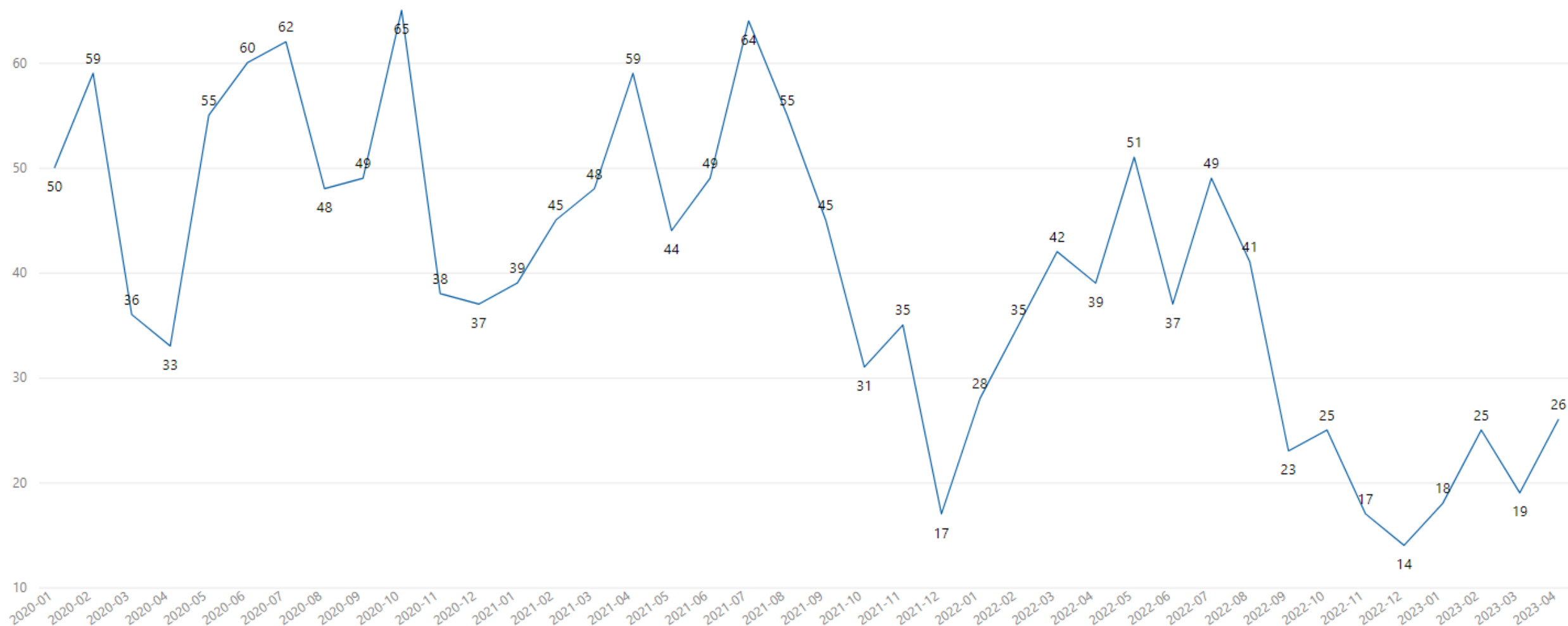


# Santa Cruz County - New Listings

City	New Listings This Year	New Listings Last Year	% New Change
La Selva Beach	3	1	200%
Los Gatos	12	10	20%
Scotts Valley	18	16	13%
Boulder Creek	14	16	-13%
Soquel	7	9	-22%
Watsonville	21	27	-22%
Aptos	23	34	-32%
Santa Cruz	34	54	-37%
Ben Lomond	5	9	-44%
Capitola	3	7	-57%
Freedom	1	3	-67%
Felton	5	15	-67%
Corralitos	0	1	-100%
Mount Hermon	0	1	-100%

# Santa Cruz County – New Listings (CI)

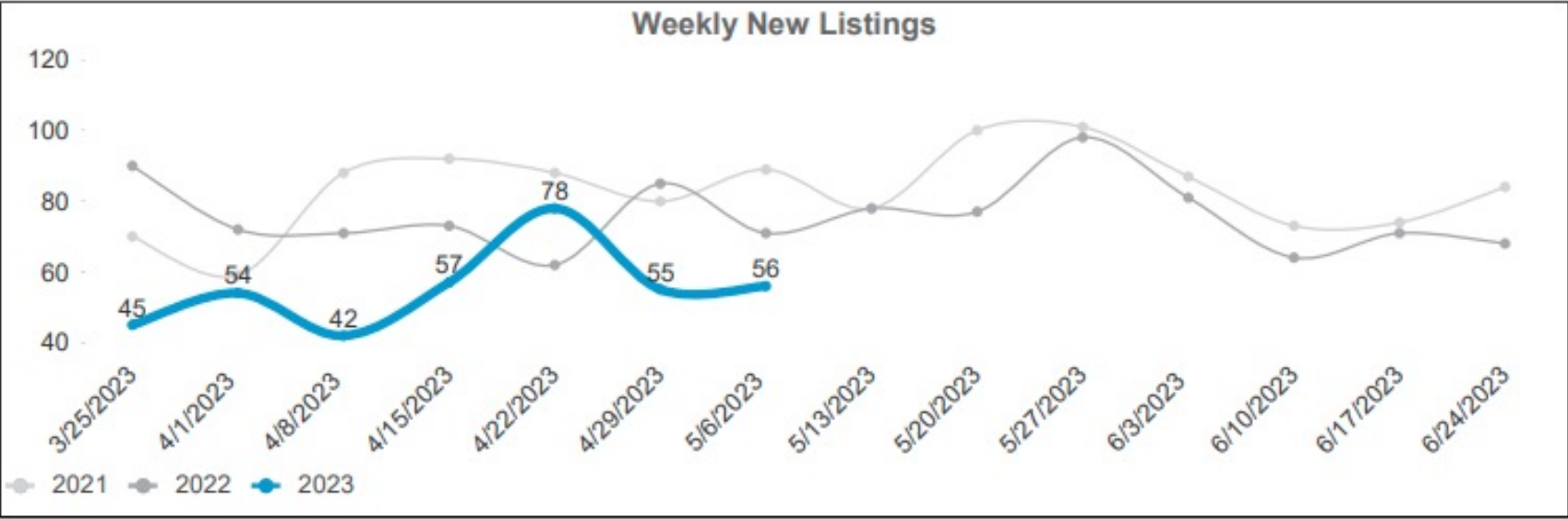
CountyName ● Santa Cruz



# Santa Cruz County – New Listings (CI)

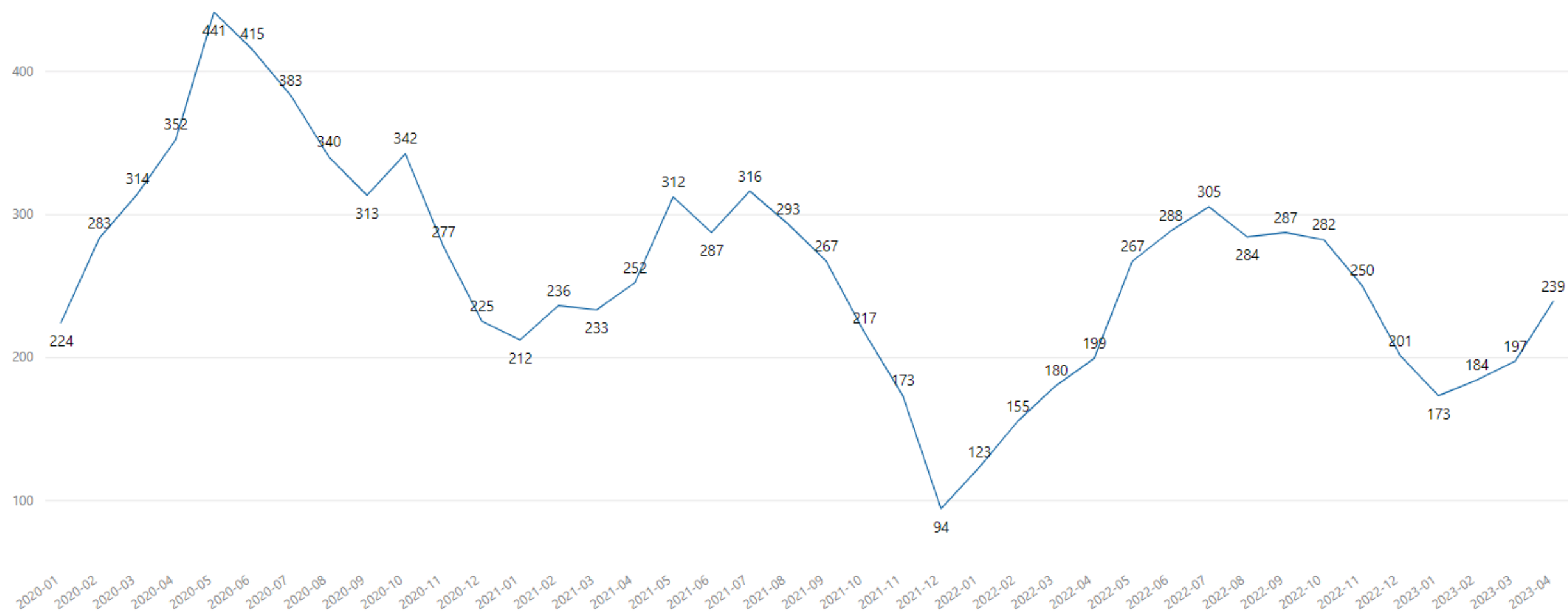
City	New Listings This Year	New Listings Last Year	% New Change ▼
Santa Cruz	9	12	-25%
Capitola	3	6	-50%
Aptos	4	8	-50%
Watsonville	3	7	-57%
Scotts Valley	2	5	-60%
Freedom	0	1	-100%

# Santa Cruz County - New Listings Week Ending 05/06/2023



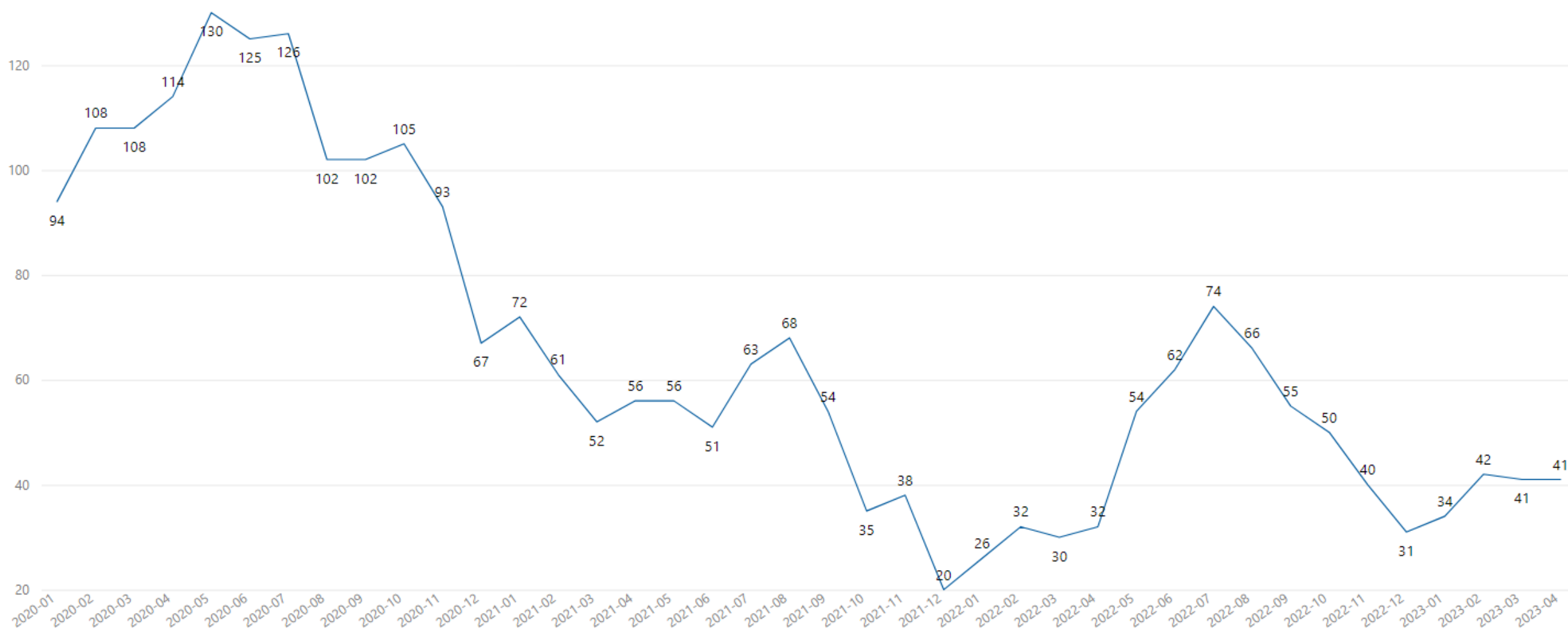
# Santa Cruz County – Inventory

CountyName ● Santa Cruz



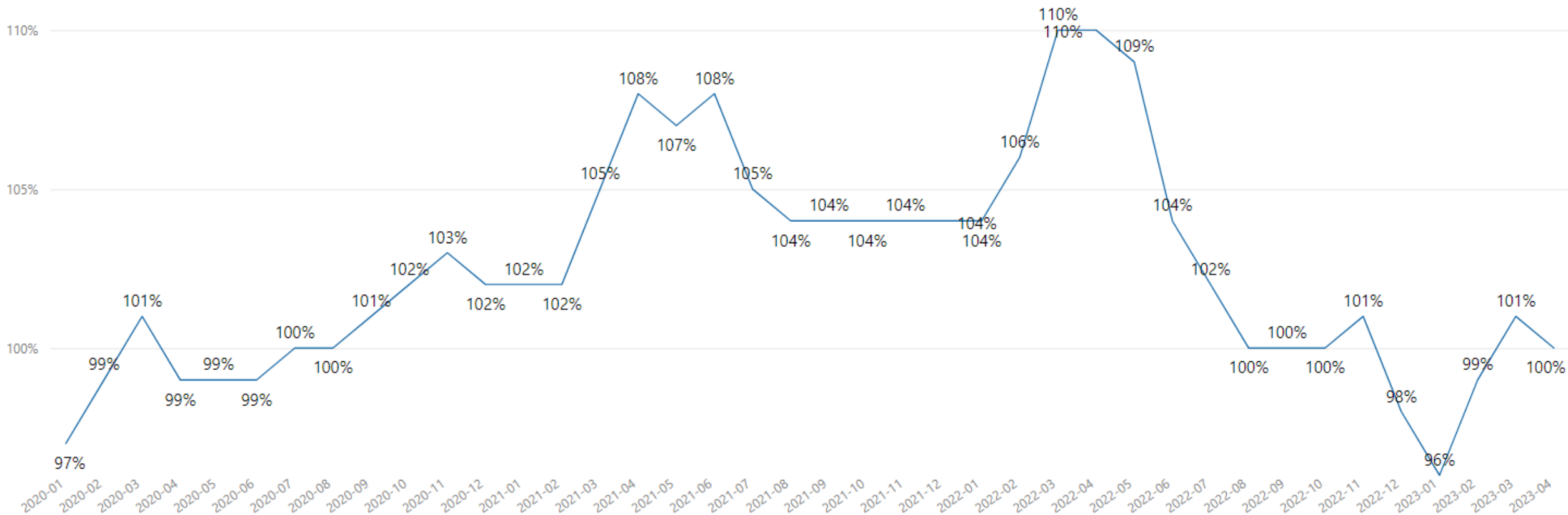
# Santa Cruz County – Inventory (CI)

CountyName ● Santa Cruz



# Santa Cruz County - Sale to List Price Ratio

CountyName ● Santa Cruz



Data as of 05/08/2023

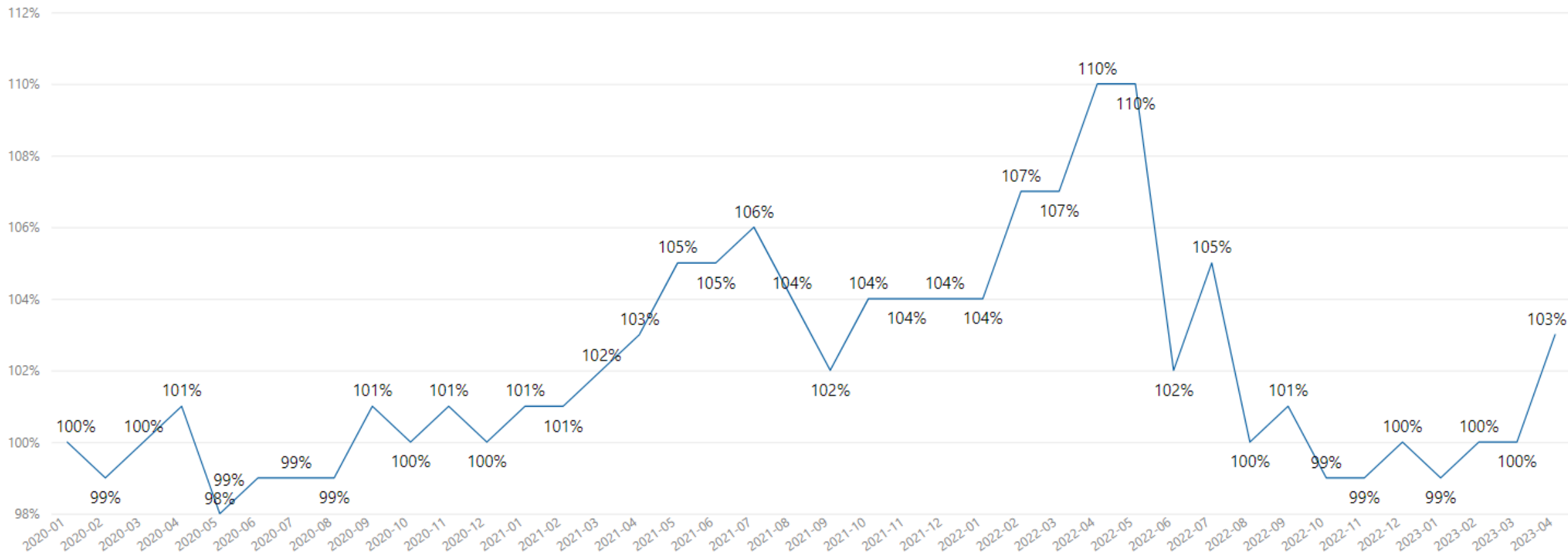
\*Data for SFR 2020-2023

# Santa Cruz County - Sale to List Price

City	Sale Over List Price	Sale Over List Price Last Year	% SP/LP Change
Capitola	100%	95%	5%
Watsonville	97%	101%	-4%
Los Gatos	95%	103%	-8%
Scotts Valley	101%	110%	-8%
Boulder Creek	101%	111%	-9%
Aptos	102%	113%	-10%
Soquel	99%	110%	-10%
Santa Cruz	101%	113%	-11%
Ben Lomond	96%	109%	-12%
Felton	101%	115%	-12%

# Santa Cruz County - Sale to List Price Ratio (CI)

CountyName ● Santa Cruz



# Santa Cruz County – Sale to List Price (CI)

City	Sale Over List Price	Sale Over List Price Last Year	% SP/LP Change ▼
Santa Cruz	105%	109%	-4%
Capitola	102%	109%	-6%
Aptos	103%	111%	-7%
Watsonville	100%	108%	-7%
Scotts Valley	103%	119%	-13%

# Thank You

