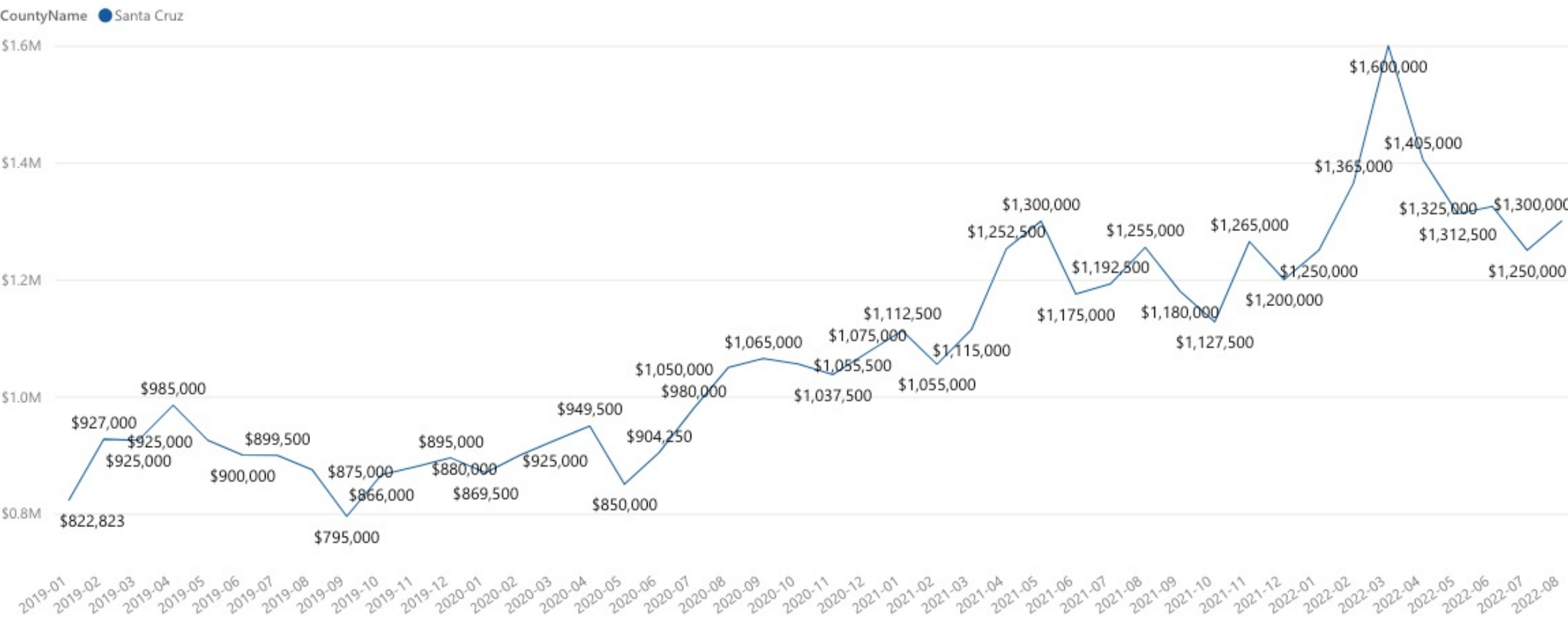




Santa Cruz County Update

Data for August 2022, Aculist, Inc.

Santa Cruz County – Median Price



Data as of 09/07/2022

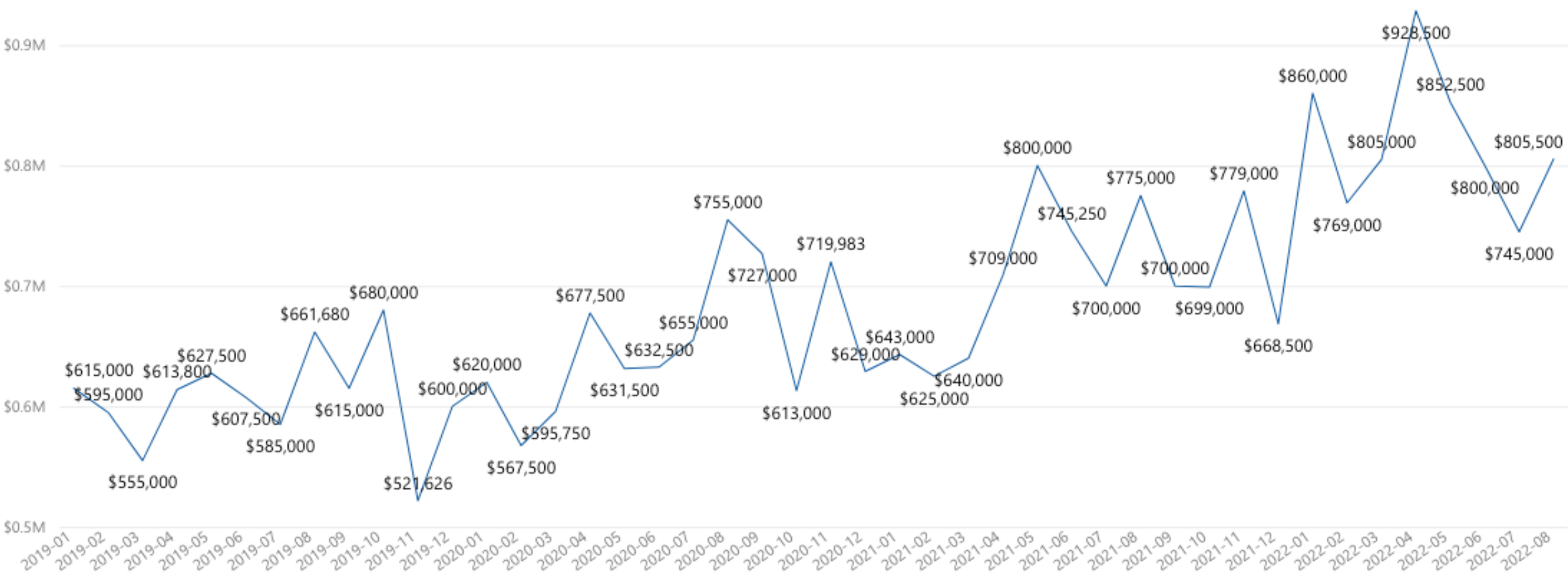
**Data for SFH 2019-2022*

Santa Cruz County – Median Price

City	Median Sale Price	Median Sale Price Last Year	% Med Price Change
Davenport	\$2,000,000	\$1,300,000	54%
Soquel	\$1,735,000	\$1,250,000	39%
Capitola	\$2,137,500	\$1,750,000	22%
Mount Hermon	\$935,000	\$835,000	12%
Aptos	\$1,417,500	\$1,315,000	8%
Felton	\$902,000	\$837,500	8%
Santa Cruz	\$1,465,000	\$1,367,500	7%
Brookdale	\$900,000	\$845,000	7%
Scotts Valley	\$1,300,000	\$1,267,500	3%
Ben Lomond	\$1,050,000	\$1,057,500	-1%
Boulder Creek	\$790,500	\$820,000	-4%
Watsonville	\$815,000	\$875,000	-7%
Los Gatos	\$1,749,500	\$1,900,000	-8%
Corralitos	\$950,000	\$1,461,375	-35%

Santa Cruz County – Median Price (C/T)

CountyName ● Santa Cruz



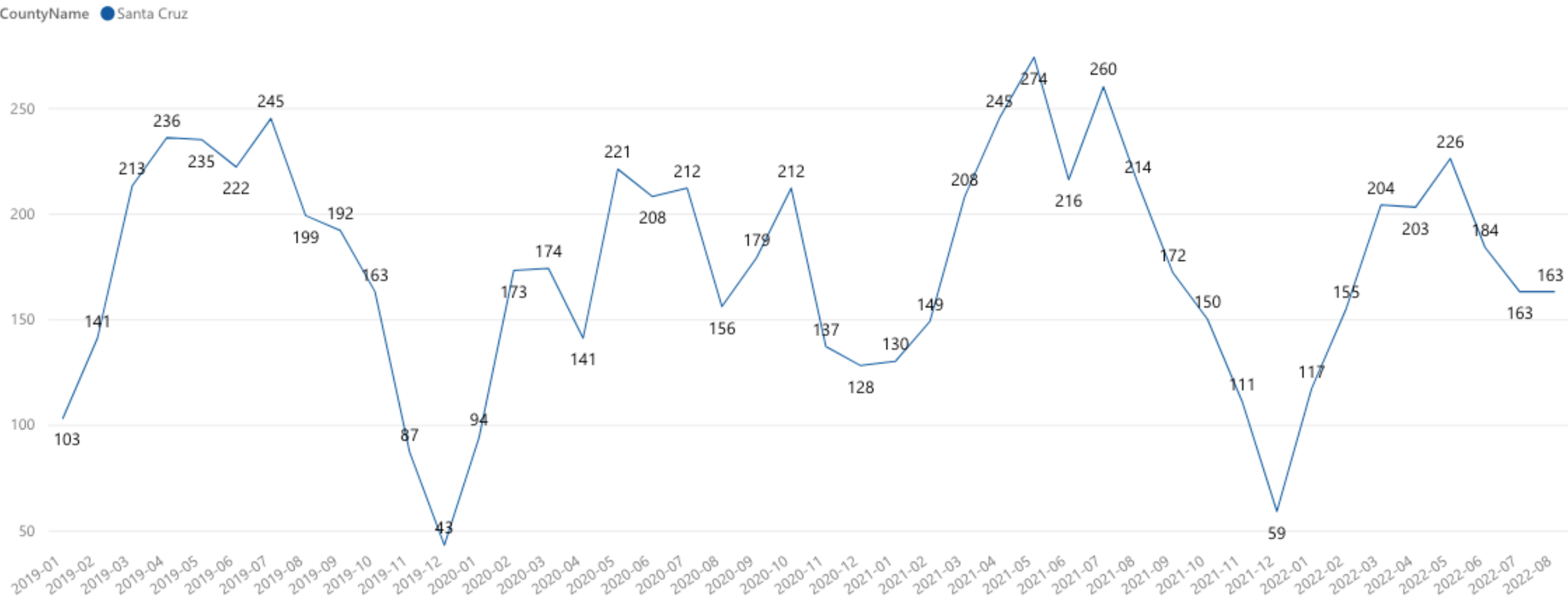
Data as of 09/07/2022

*Data for Condo/Townhome 2019-2022

Santa Cruz County – Median Price (C/T)

City	Median Sale Price	Median Sale Price Last Year	% Med Price Change
Scotts Valley	\$685,000	\$557,450	23%
Capitola	\$775,000	\$632,500	23%
Santa Cruz	\$882,500	\$788,000	12%
Watsonville	\$712,500	\$673,000	6%
Soquel	\$663,500	\$671,000	-1%
Aptos	\$862,500	\$900,750	-4%

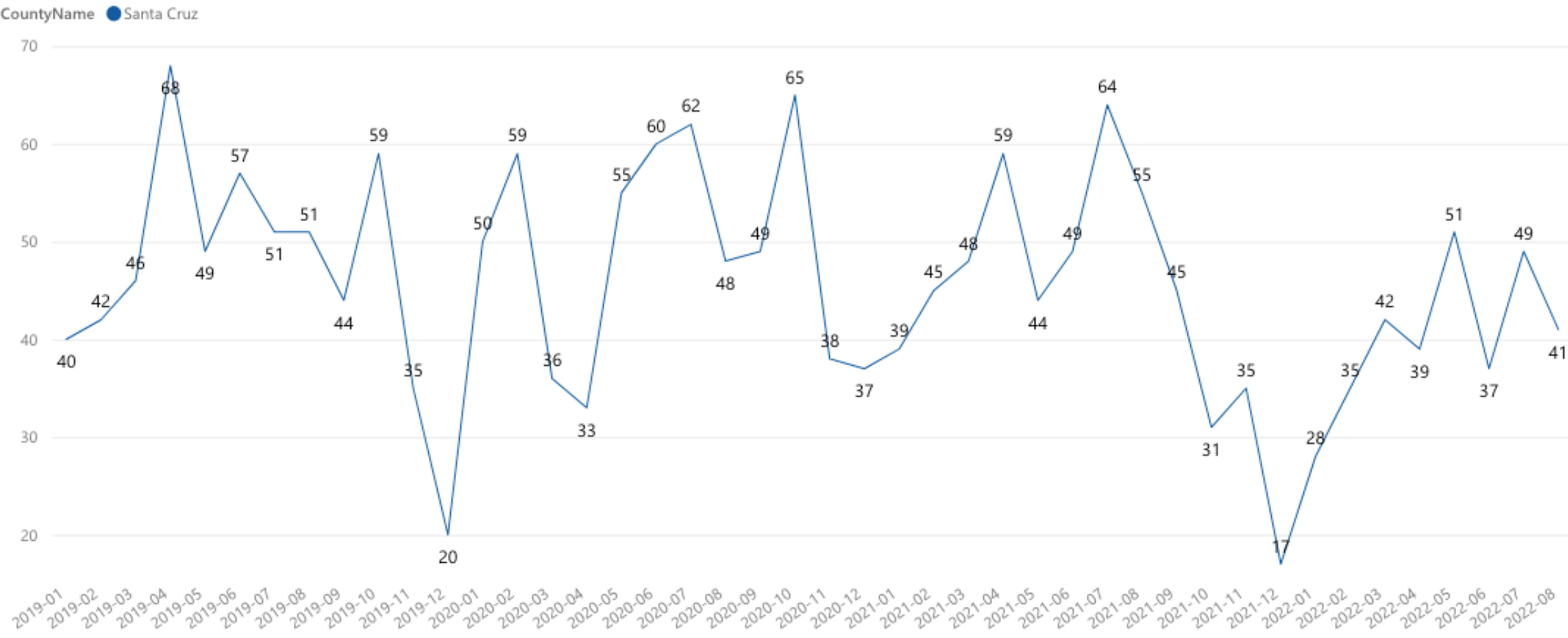
Santa Cruz County – New Listings



Santa Cruz County – New Listings

City	New Listings This Year	New Listings Last Year	% New Change ▼
Corralitos	3	1	200%
Mount Hermon	3	1	200%
Aptos	27	26	4%
Capitola	2	2	0%
Santa Cruz	48	52	-8%
Felton	10	14	-29%
Scotts Valley	9	13	-31%
Ben Lomond	6	9	-33%
Soquel	6	10	-40%
Watsonville	22	38	-42%
Boulder Creek	17	32	-47%
Los Gatos	5	10	-50%

Santa Cruz County – New Listings (C/T)



Santa Cruz County – New Listings (C/T)

City	New Listings This Year	New Listings Last Year	% New Change ▼
Capitola	7	5	40%
Watsonville	9	8	13%
Aptos	7	10	-30%
Santa Cruz	15	23	-35%
Scotts Valley	2	5	-60%
Soquel	0	3	-100%

Santa Cruz County – New Listings Week Ending 9/4/22

Total Active Listings

431

New Listings

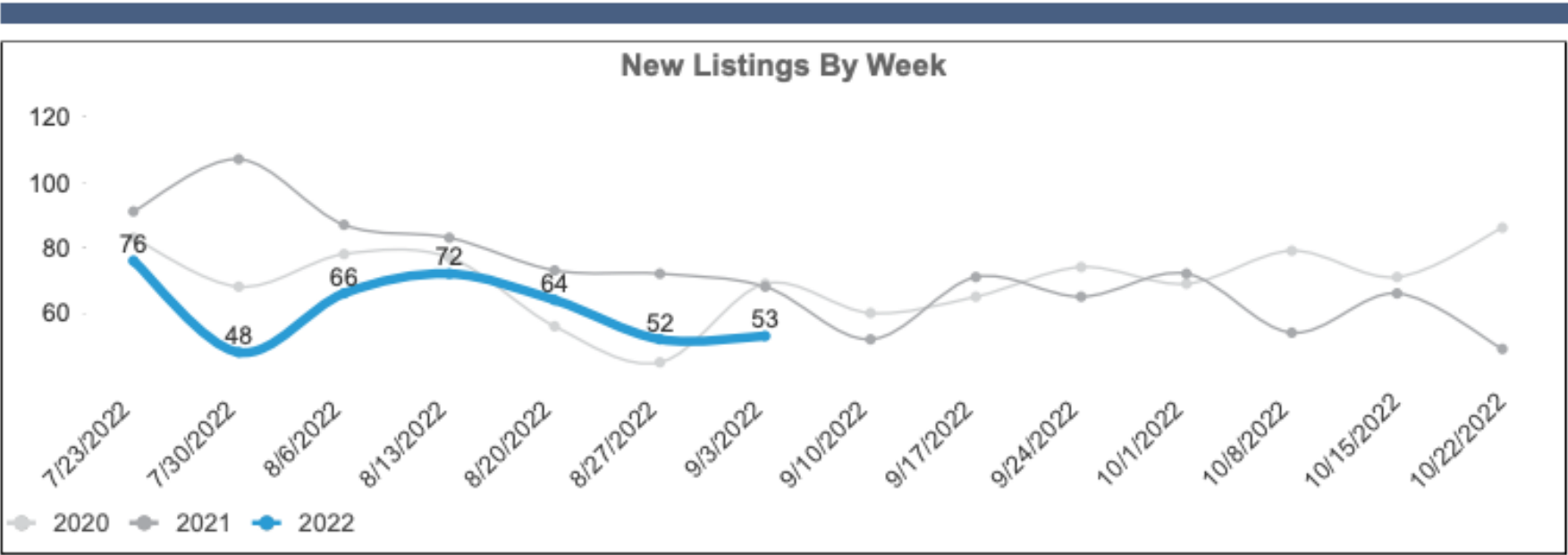
53

Changed to Pending

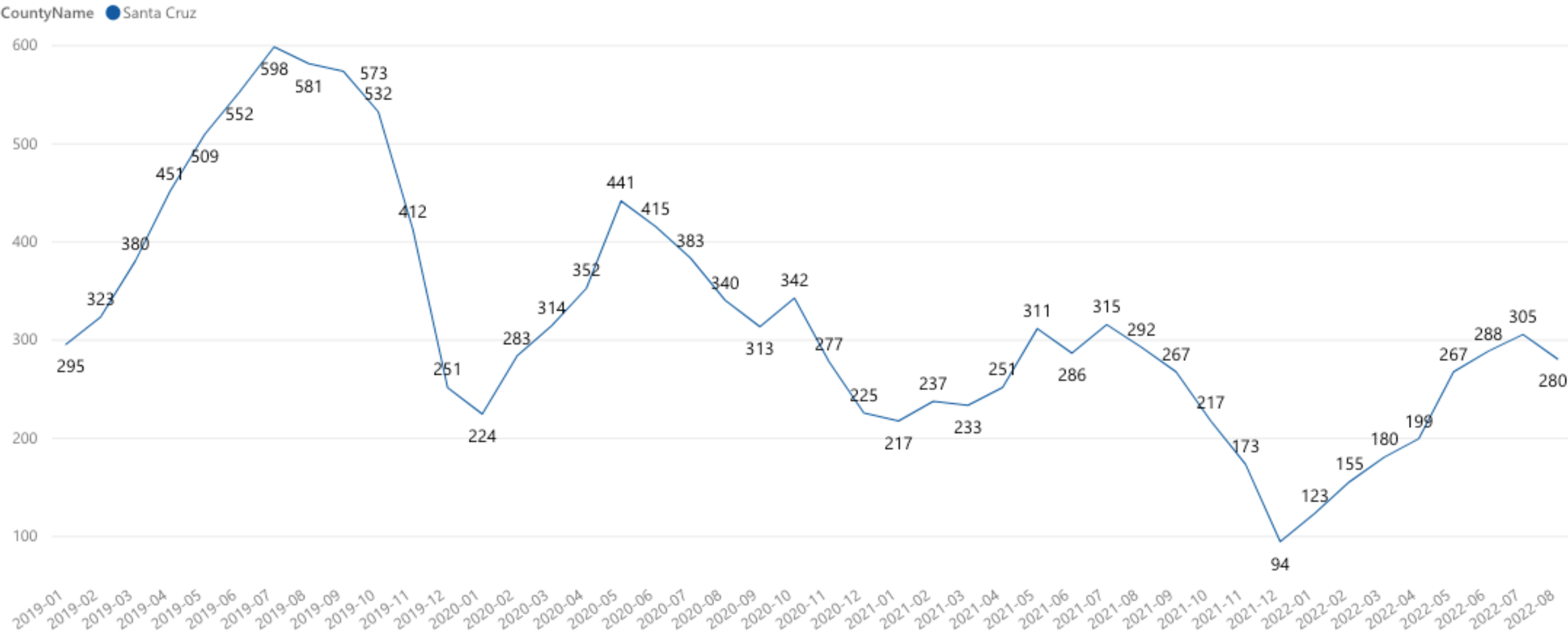
45

Changed to Sold

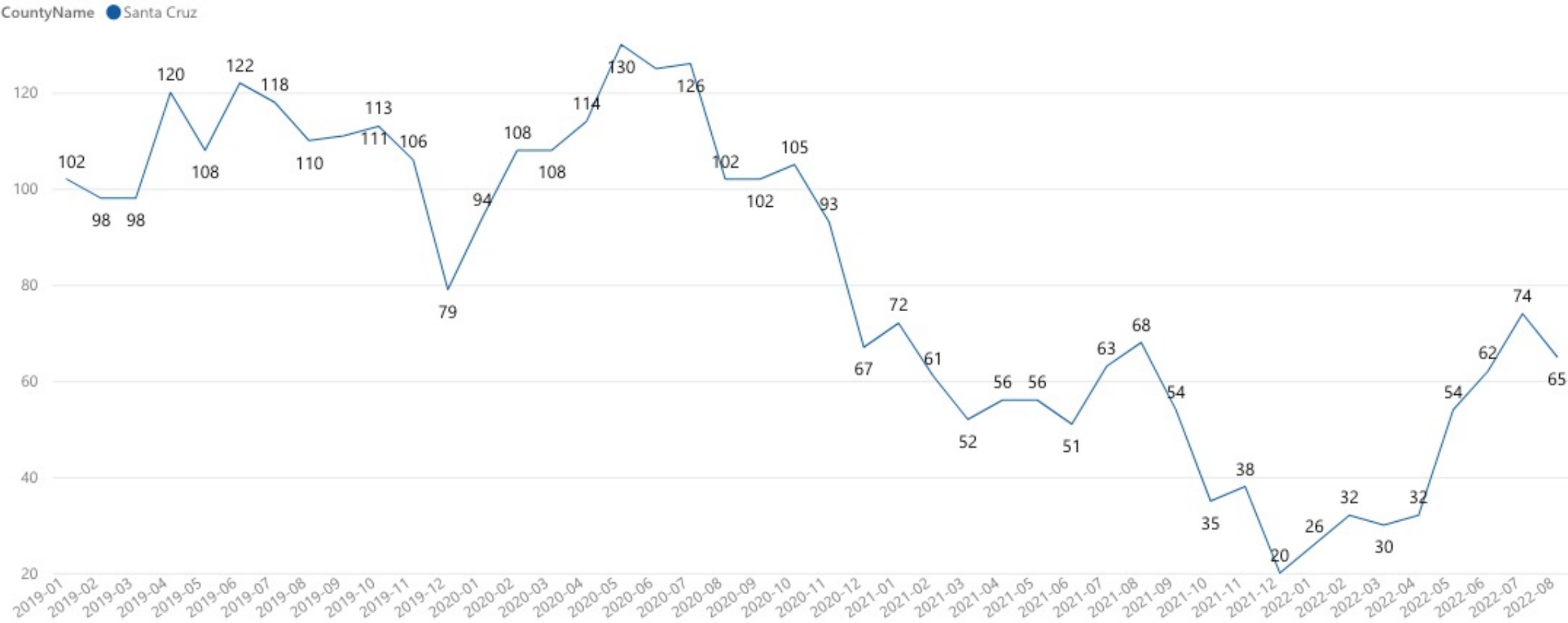
54



Santa Cruz County – Inventory

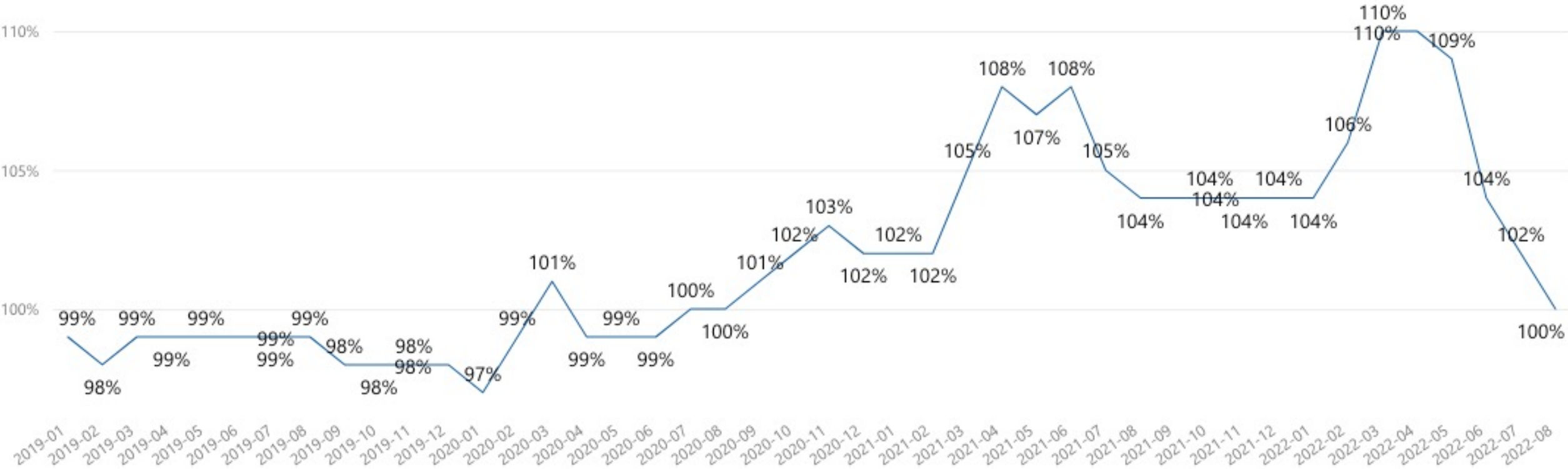


Santa Cruz County – Inventory (C/T)



Santa Cruz County – Sale Price to List Price

CountyName ● Santa Cruz

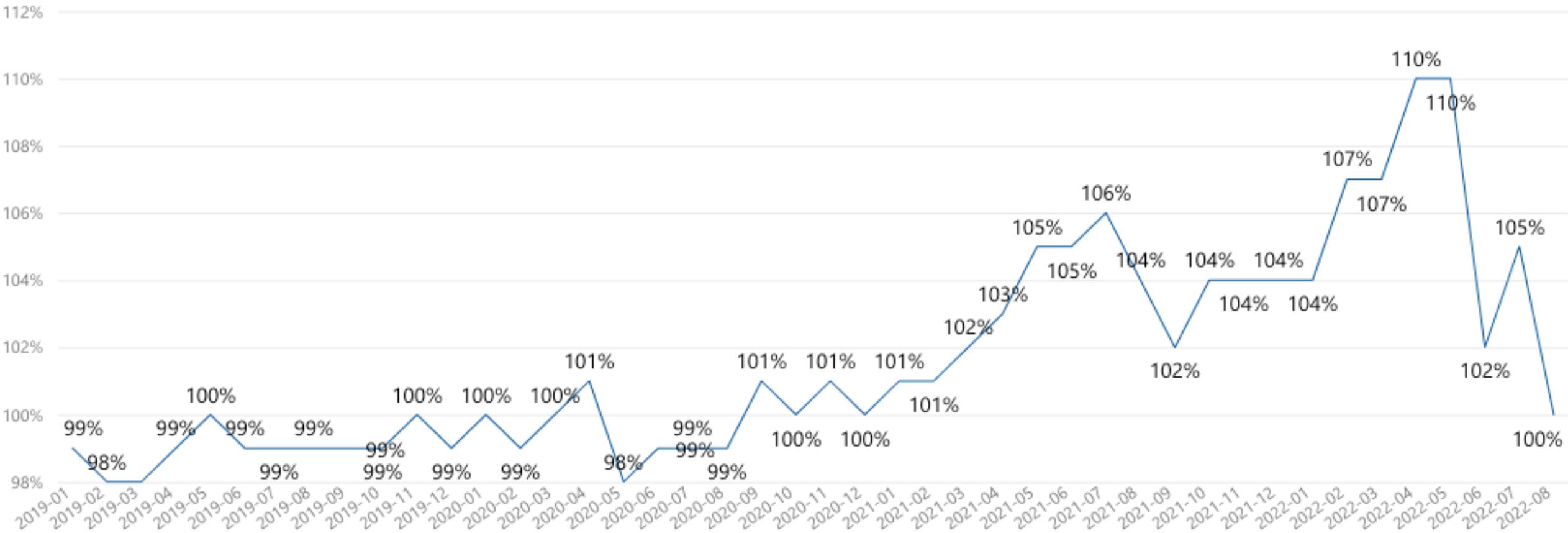


Santa Cruz County – Sale to List Price

City	Sale Over List Price	Sale Over List Price Last Year	% SP/LP Change
Boulder Creek	103%	103%	0%
Capitola	107%	107%	0%
Felton	102%	103%	-1%
Los Gatos	97%	98%	-1%
Ben Lomond	104%	106%	-2%
Corralitos	100%	103%	-3%
Mount Hermon	105%	109%	-4%
Santa Cruz	101%	105%	-4%
Aptos	99%	104%	-5%
Scotts Valley	97%	103%	-6%
Watsonville	97%	103%	-6%
Soquel	97%	108%	-10%

Santa Cruz County – Sale to List Price (C/T)

CountyName ● Santa Cruz



Santa Cruz County – Sale to List Price (C/T)

City	Sale Over List Price	Sale Over List Price Last Year	% SP/LP Change
Scotts Valley	106%	102%	4%
Santa Cruz	101%	103%	-2%
Soquel	104%	107%	-3%
Watsonville	99%	103%	-4%
Aptos	99%	106%	-7%
Capitola	97%	110%	-12%

Thank You

