



Let's Find Value in This Transitioning Market

2020

SAN JOSE

JANUARY 2020 MARKET REPORT - Single Family Homes

MEDIAN SALES PRICE
\$1,050,000

AVG. PRICE PER SQUARE FOOT
\$652

% OF LIST PRICE RECEIVED
100%

DAYS ON MARKET
24

CLOSED SALES
323

HOUSES LISTED
159

GRACE HUANG
Broker/Owner at Aculist, Inc.
grace@aculist.com | 408-642-8970

ACULIST

HOLLISTER MARKET UPDATE

The average Single Family Home costs \$595K and sells in 68 days for 99% of asking price based on 22 sales in January 2020

MEDIAN SALE PRICE
\$595K

99%
% of Asking Price

DAYS ON MARKET
154 DAYS (HIGH), 68 DAYS (MEDIAN), 18 DAYS (LOW)

SOLD VS. NEW - MARKET SIZE
12 SOLD, 46 NEW

Christopher Harris - Aculist, Inc.
90 days to make every transaction as smooth, easy and stress-free as possible. I provide my clients with the highest level of service and quality customer service. If you need estate, short sale or foreclosure, we get your best interests served.

CHRYSE 83232229 | chris@aculist.com | 408-642-8970

ACULIST

CAMPBELL HOMES BY BEDROOM COUNT

CURRENTLY AVAILABLE - AS OF 2/5/2019
SINGLE FAMILY HOME

0 BDR, 7 BDR, 7 BDR, 4 BDR

LAST 90 DAYS - MARKET DATA

	0-2 BDR	3 BDR	4 BDR	5+ BDR
HOUSES SOLD	1	26	22	6
MED. SALE PRICE	\$1,200,000	\$1,300,000	\$1,207,500	\$1,083,000
AVG. DOM	3	30	30	43
AVG. \$/SQ FT	\$1425	\$844	\$714	\$682

ROLLING 24 MONTHS - MEDIAN SALES PRICE

CHRISTOPHER HARRIS
CA DRE # 81233338
christoph@aculist.com
408-642-8970
Aculist, Inc.

My goal is to make every transaction as smooth, easy and stress-free as possible. I provide my clients with the highest level of service and quality customer service. If you need estate, short sale or foreclosure, we get your best interests served.

ACULIST

94402 Market Overview

\$1.77M
Median Sale Price

\$956
Avg Price / Sq Ft

14
Median Days on Market

Statistics based on 42 sales of all residential properties over the last 90 days

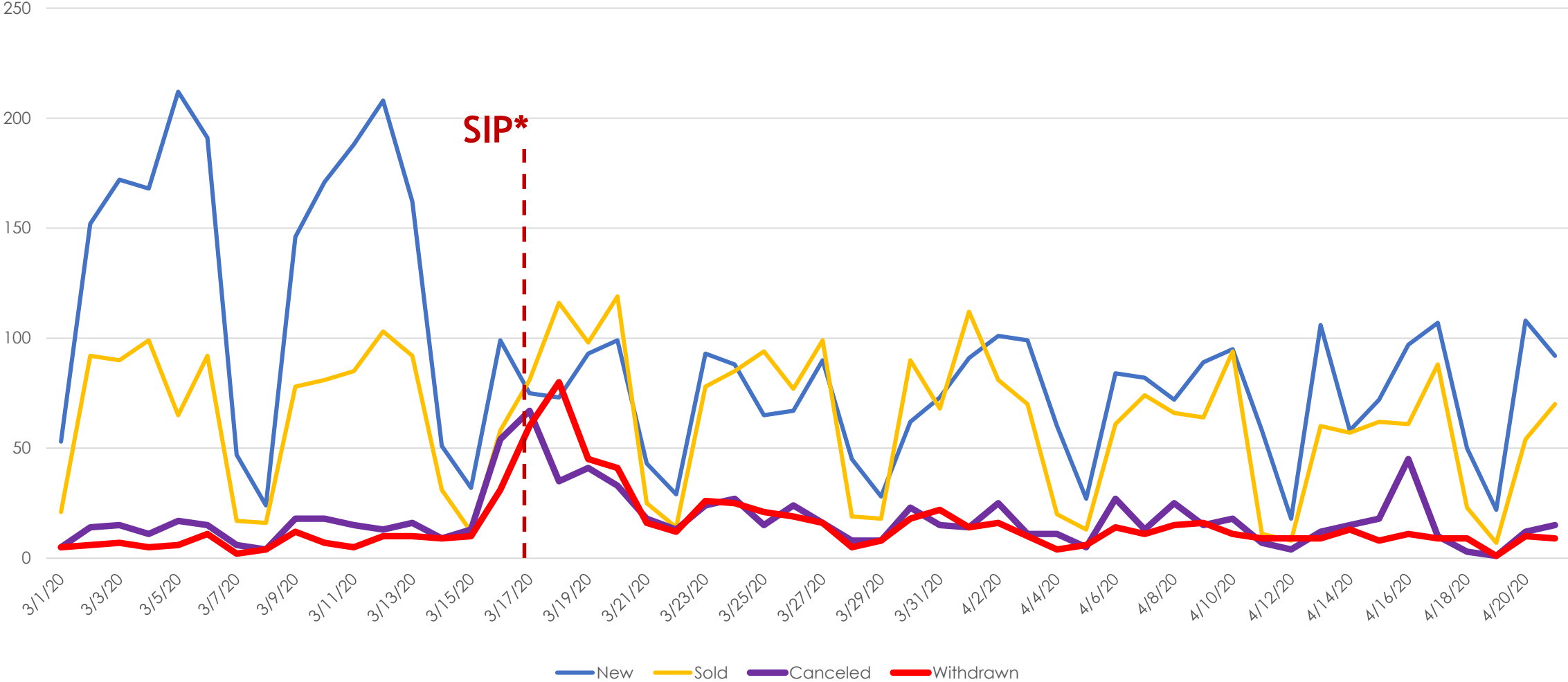
Powered by: **ACULIST**

The Aculist Daily

Data as of 4/21/20 Aculist, Inc.

New/Sold vs. Cancelled/Withdrawn**

All MLS Listings counties March 1st – April 21st



*(SIP) Shelter-in-Place
 ** All Five MLS Listings Counties



March and April 2019 vs. 2020

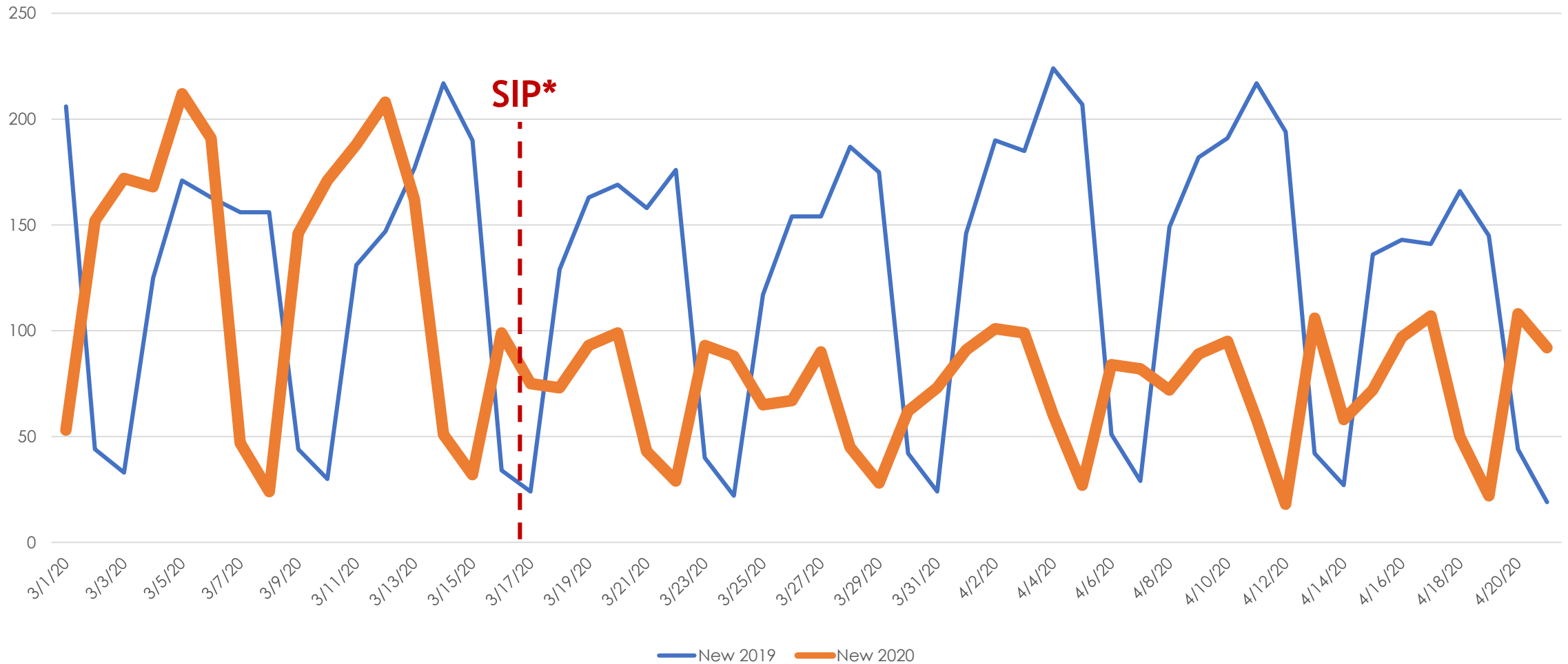
All MLS Listings counties March 1st – April 21st

Total # of Properties:	2019	2020	% Diff
Sold	4045	3269	-19%
New	6586	4687	-29%
Changed to Contingent	2521	1453	-42%
Changed to Pending	4475	2528	-44%
TFT	640	795	24%
Cancelled	743	916	23%
Withdrawn	460	768	67%

*(SIP) Shelter-in-Place

New Homes Listed** - March and April 2019 vs. 2020

All MLS Listings counties March 1st – April 21st

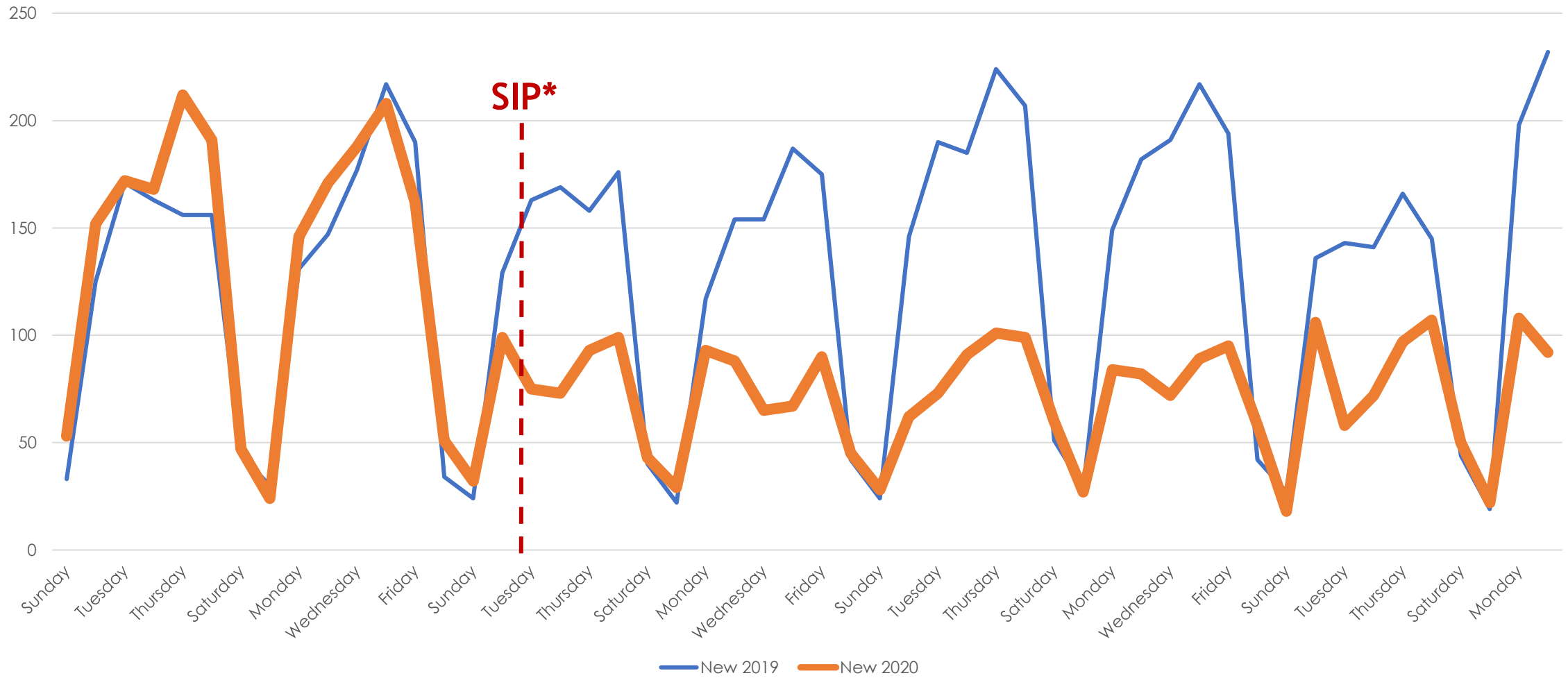


*(SIP) Shelter-in-Place
** All Five MLS Listings Counties



New Homes Listed** - March 2019 vs. 2020 (Dates Shifted)

All MLSListings counties March 1st – April 21st

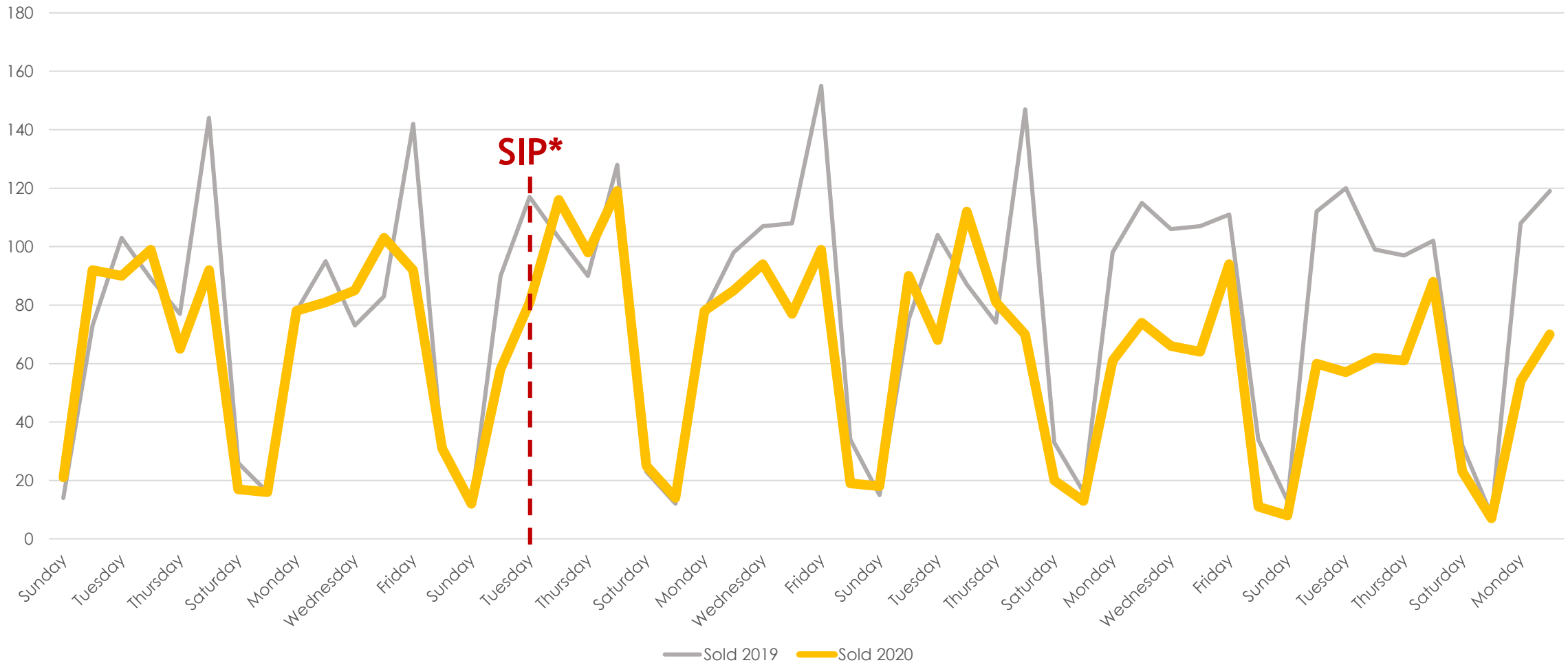


*(SIP) Shelter-in-Place
** All Five MLSListings Counties



Sold Listings** March 2019 vs. 2020 (Day of Week)

All MLS Listings counties March 1st – April 21st

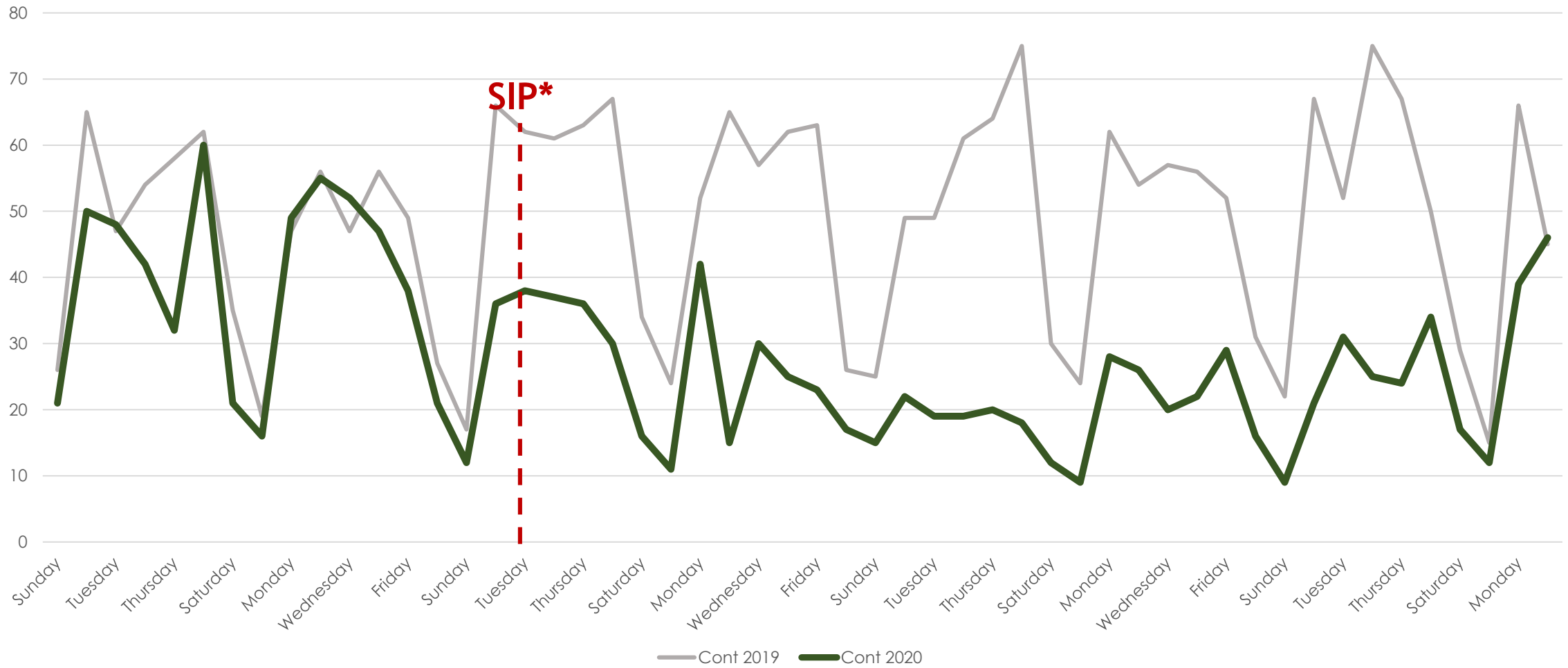


*(SIP) Shelter-in-Place
 ** All Five MLS Listings Counties



Change to Contingent** March 2019 vs. 2020 (Day of Week)

All MLSListings counties March 1st – April 21st

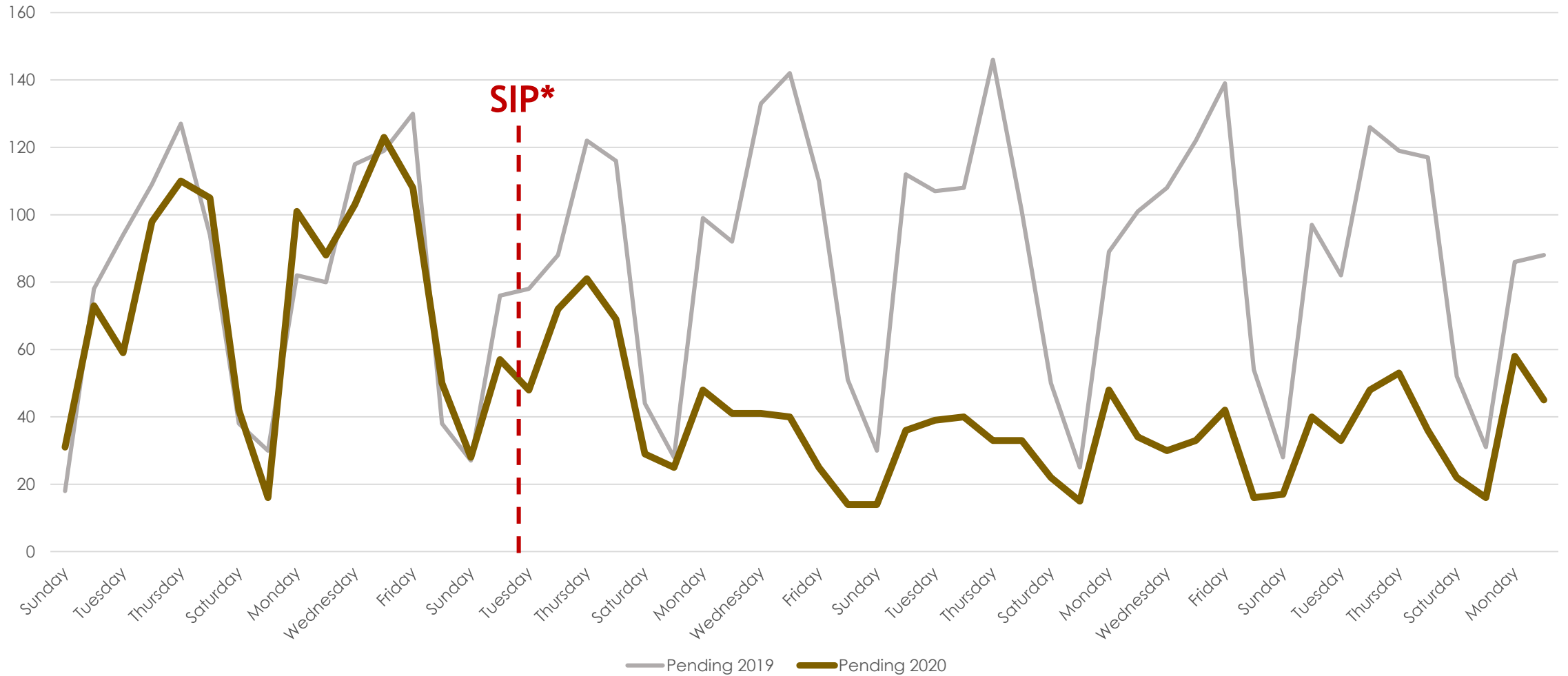


*(SIP) Shelter-in-Place
** All Five MLSListings Counties



Change to Pending** March 2019 vs. 2020 (Day of Week)

All MLSListings counties March 1st – April 21st

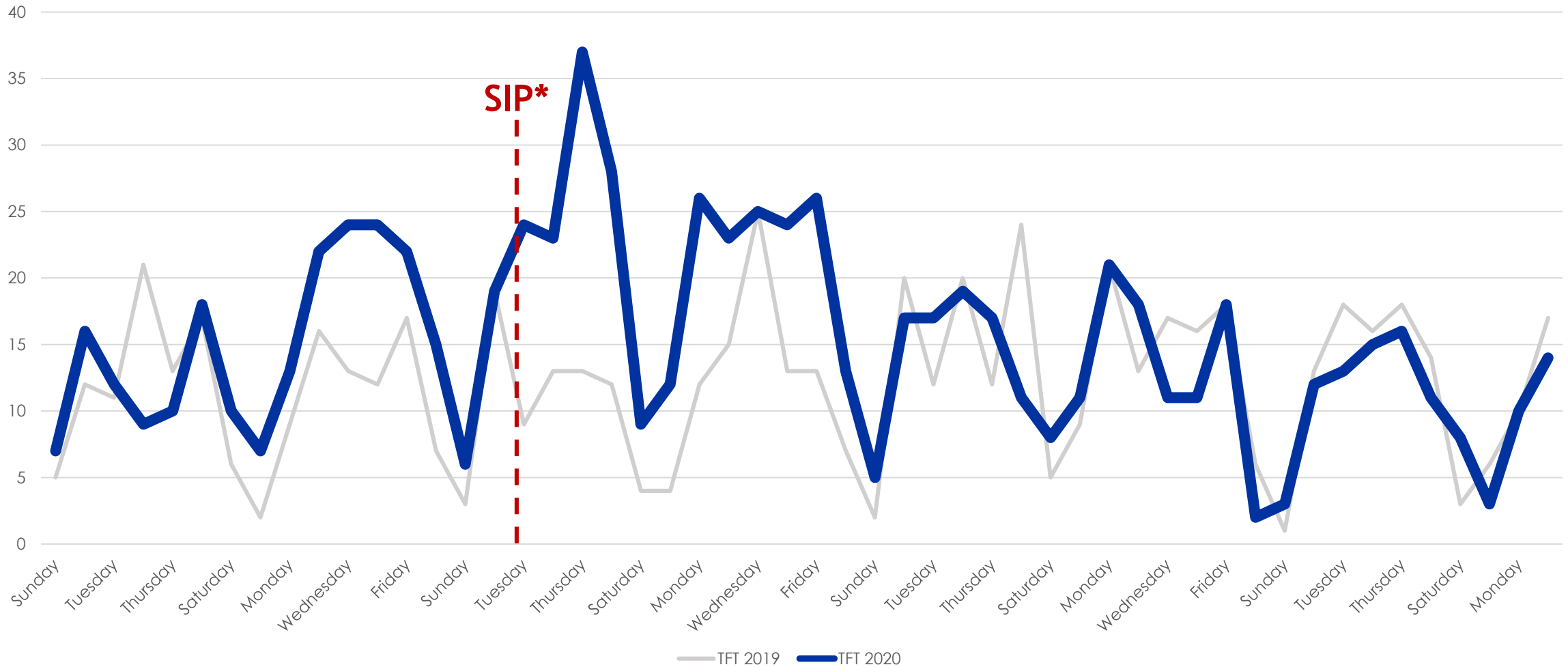


*(SIP) Shelter-in-Place
 ** All Five MLSListings Counties



TFT** March and April 2019 vs. 2020 (Day of Week)

All MLSListings counties March 1st – April 21st

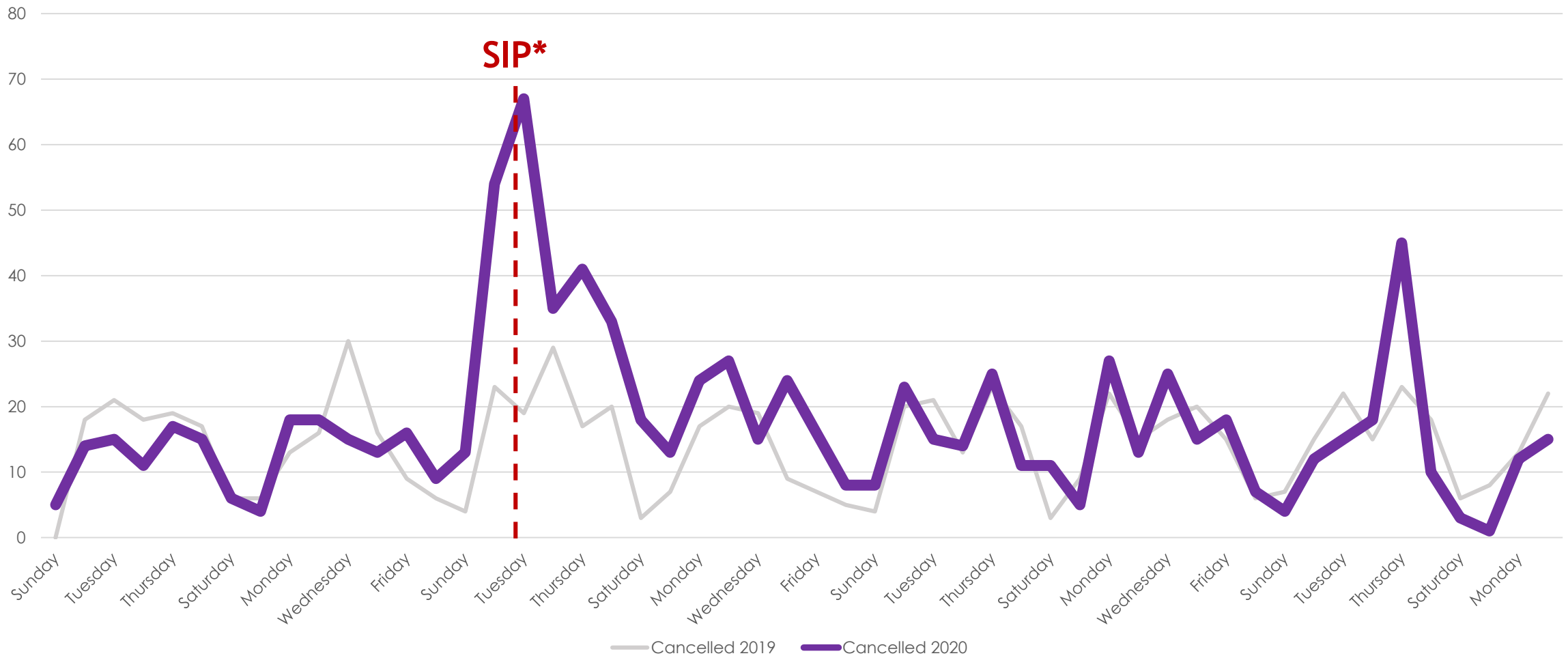


*(SIP) Shelter-in-Place
** All Five MLSListings Counties



Cancelled Listings** March 2019 vs. 2020 (Day of Week)

All MLSListings counties March 1st – April 21st

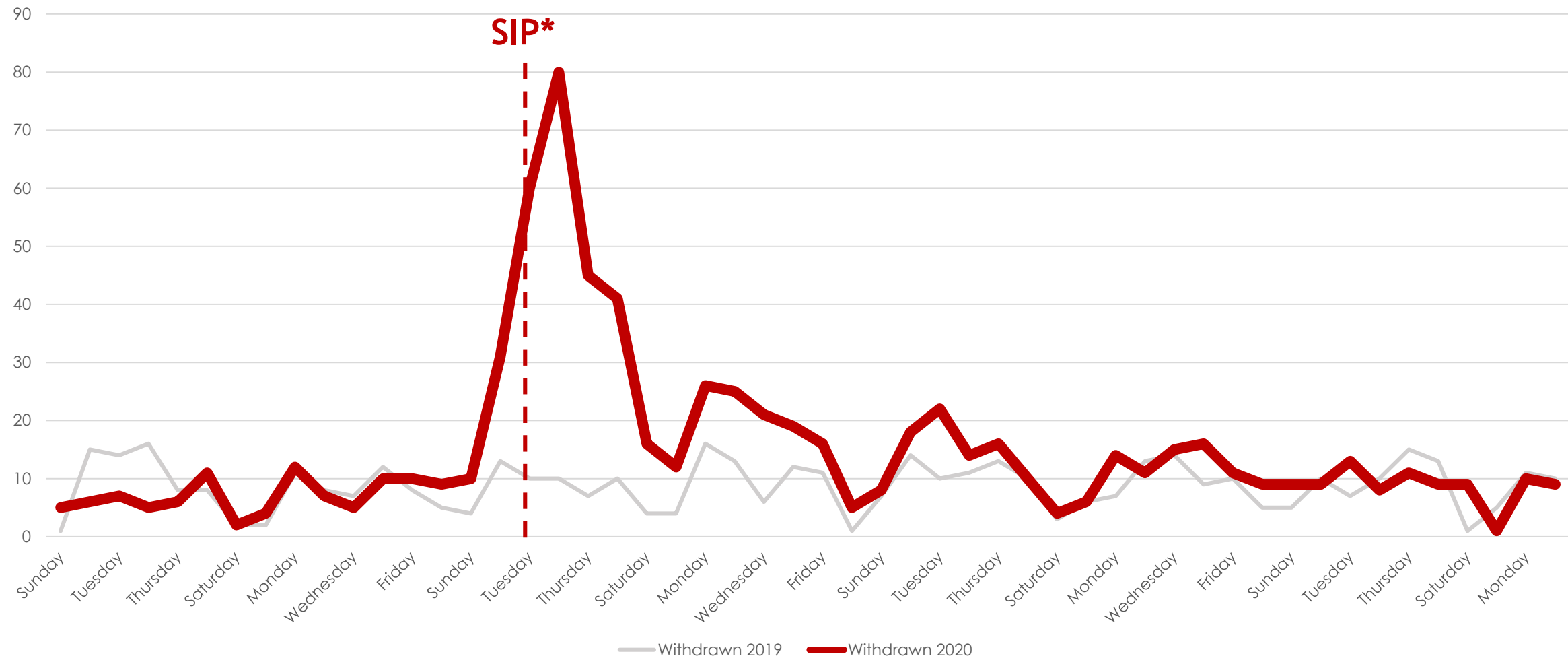


*(SIP) Shelter-in-Place
** All Five MLSListings Counties



Withdrawn Listings** March 2019 vs. 2020 (Day of Week)

All MLSListings counties March 1st – April 21st



* (SIP) Shelter-in-Place
 ** All Five MLSListings Counties



The Five MLSListings Counties



Data for the following five counties are included:

1. San Mateo
2. Santa Clara
3. Santa Cruz
4. San Benito
5. Monterey

Thank You

