

Aculist Subscriber Only Reports

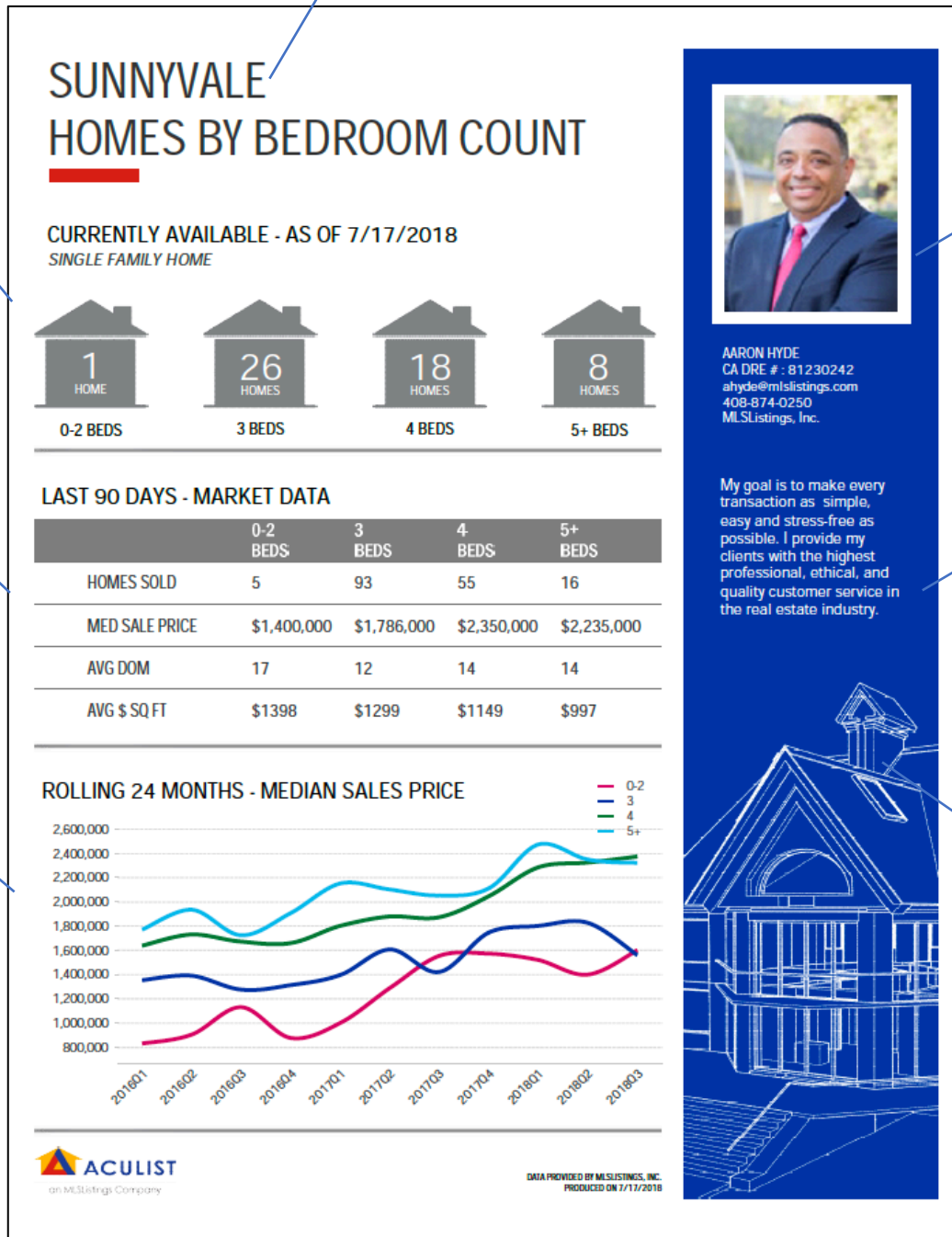
Subscriber Only Reports: There are several reports only available for Aculist Subscribers. These are specialized reports that provide unique market information in ways that we have been told are valuable to clients. Aculist is committed to providing the most up-to-date data, professional and usable products.

For clients who are looking to understand the real estate market for homes that have a specific number of bedrooms. For sellers, this report details the value of a certain number of bedrooms. For buyers, this report highlights the true cost of x number of bedrooms. With a rolling 2-year trend graph, there is also an element of valuation for certain types of homes in the city.

The available homes – with a specific number of bedrooms - are available as of the day before you order the report.


The Market Data is for the past 90 days and compares stats for the four classes of bedrooms during that time.

A Median Sales Price graph for the past two years is provided so that your clients can see what the price trend is for bedrooms in the city.



AARON HYDE
CA DRE #: 81230242
ahyde@mlslistings.com
408-874-0250
MLSListings, Inc.

My goal is to make every transaction as simple, easy and stress-free as possible. I provide my clients with the highest professional, ethical, and quality customer service in the real estate industry.



Your image and your contact information will be automatically added to the report. The text is not customizable at this time.

This image is not customizable at this time.

The default color for this image is blue but it will change to your broker color should we have it in our system.

Aculist Subscriber Only Reports

Subscriber Only Reports: There are several reports only available for Aculist Subscribers. These are specialized reports that provide unique market information in ways that we have been told are valuable to clients. Aculist is committed to providing the most up-to-date data, professional and usable products.

Many agents are interested in finding homeowners who will soon be selling their home. The "What's Your Number" report thus focuses on what a homeowner might be expecting in terms of price which would entice him or her to sell the home. This report has a branding focus, but provides key metrics that can get the attention of the homeowner for the city of your choice.

This report is available for any city within the five MLSListings counties (Monterey, San Benito, Santa Clara, San Mateo and Santa Cruz).

This report shows the change, up or down, for the last closed month compared to the month prior.

As a "Marketing Report" the data is light with just enough information to provide a snapshot of the current market.

What's Your Number?

SAN MATEO

JUN 2018 SINGLE FAMILY NUMBERS
**Snapshot and change from prior month*

MEDIAN SALES PRICE
↑ **\$1,740,000**

AVG. PRICE PER SQUARE FOOT
↓ **\$1,012**

% OF LIST PRICE RECEIVED
↓ **111%**

DAYS ON MARKET
↑ **12**

CLOSED SALES
↓ **63**

HOMES LISTED
↑ **81**

AARON HYDE
Are you a homeowner with a specific number in mind that would entice you to move? Are you interested in learning more about your neighborhood real estate sales information? I am an area expert - call me to get started.
ahyde@mlslistings.com
DRE #: 81230242
408-874-0250
MLSListings, Inc.

ACULIST
an MLSListings Company

The colors on this report cannot be customized at this time.

Your image and your contact information will be automatically added to the report. The text is not customizable at this time.

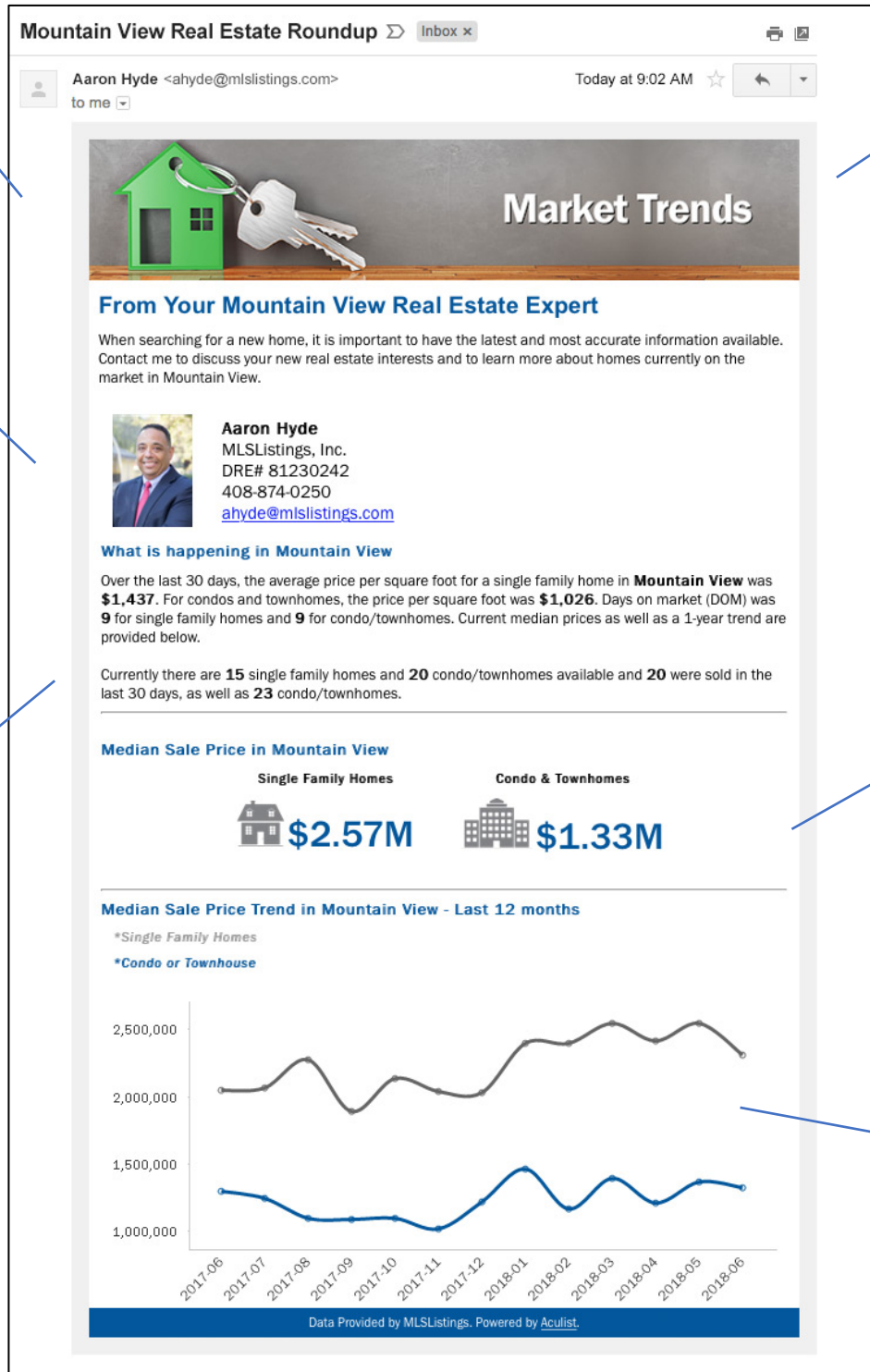
Aculist Subscriber Only Reports

Subscriber Only Reports: There are several reports only available for Aculist Subscribers. These are specialized reports that provide unique market information in ways that we have been told are valuable to clients. Aculist is committed to providing the most up-to-date data, professional and usable products.

This is an Email Ready Report which means that it comes in the form of an email (as opposed to a PDF) and can be forwarded very easily.

Your image and your contact information will be automatically added to the report. The text is not customizable at this time.

This text is auto-generated for the city selected and will automatically update with new stats for the month.



This image is not customizable at this time.

This report includes both single family homes as well as common interest properties (condo and townhomes).

This graph shows the median sales price for single family homes and common interest properties for the past year.

Aculist Subscriber Only Reports

Subscriber Only Reports: There are several reports only available for Aculist Subscribers. These are specialized reports that provide unique market information in ways that we have been told are valuable to clients. Aculist is committed to providing the most up-to-date data, professional and usable products.

This is an Email Ready Report which means that it comes in the form of an email (as opposed to a PDF) and can be forwarded very easily.

Your image and your contact information will be automatically added to the report. The text is not customizable at this time.

This report provides several key indicators including date of recently sold homes. Common Interest homes are noted with an asterisk.

What is happening in Palo Alto? >> Inbox x
Today at 9:02 AM ☆

Aaron Hyde <ahyde@mlslistings.com>
to me ▾

Today at 9:02 AM ☆
↩
▾

Market Summary

From Your Palo Alto Real Estate Expert

You may be wondering if there is value in buying or selling your home. With the current median price for single family homes at **\$2,963,500** in **Palo Alto**, and **\$1,923,000** for condos and townhomes, I will utilize my experience to help you determine if now is a good time to make a move.

Aaron Hyde
MLSListings, Inc.
DRE# 81230242
408-874-0250
ahyde@mlslistings.com

What is happening in Palo Alto

- 28 single family homes and 8 condo/townhomes were sold in **Palo Alto** in the last 30 days.
- The single family home price per square foot was **\$1,639**, compared to condo/townhomes where it was **\$1,210**.
- Days on Market (DOM) is currently **13** for single family homes and **10** for condo/townhomes.
- On average, sellers in **Palo Alto** received **108%** and **107%** of their asking price for single family homes and condo/townhomes, respectively.

Properties Available for Sale in Palo Alto

<p>Single Family Homes</p> <p style="font-size: 2em; font-weight: bold;">36</p>	<p>Condo & Townhomes</p> <p style="font-size: 2em; font-weight: bold;">10</p>
--	--

Recently Sold Properties in Palo Alto

*Condo or Townhouse

Date Sold	Address	Sale Price	Beds / Bath	Sq. Ft.
07-24-18	* 707 Webster	\$1,858,000	2/2	1,392
07-24-18	3016 Ross	\$4,030,000	4/2	2,805
07-20-18	* 4014 Villa Vera	\$2,000,000	3/2	1,764
07-19-18	3792 Redwood	\$2,500,000	3/2	1,382
07-18-18	235 Webster	\$2,957,000	2/1	960
07-17-18	248 Whitclem	\$2,761,000	4/2	1,576
07-17-18	4221 Wilkie	\$2,900,000	4/3	2,016
07-17-18	4160 Interdale	\$2,475,000	3/2	2,335
07-14-18	154 Coleridge	\$4,325,000	4/3	2,437
07-14-18	885 College	\$2,600,000	2/1	908
07-13-18	3618 Louis	\$2,970,000	3/2	1,765
07-13-18	* 153 California #F101	\$1,550,000	2/2	1,117
07-13-18	158 Tennyson	\$3,250,000	4/3	2,057
07-13-18	333 Santa Rita	\$7,000,000	6/4	4,430
07-13-18	633 Channing	\$2,750,000	4/2	2,298

Data Provided by MLSListings. Powered by Aculist.

This image is not customizable at this time.

This text is auto-generated for the city selected and will automatically update with new stats for the month.

This report includes both single family homes as well as common interest properties (condo and townhomes).

Aculist Subscriber Email

Subscriber Only Reports: There are several reports only available for Aculist Subscribers. These are specialized reports that provide unique market information in ways that we have been told are valuable to clients. Aculist is committed to providing the most up-to-date data, professional and usable products.

This report provides data for the MLS Area of Willow Glen. The MLS Area is dependent on the listing that you selected and will only provide stats and trends that are included in that area. If you have questions about MLS Area boundaries, please check Matrix for additional information.

Text is often an effective way to summarize data. Many agents have told us that content is helpful when it comes to keeping clients informed.

Comparing stats for this month versus a year ago removes seasonal and other temporary trends.

This one-year graph gives your clients insight into seasonal factors, and the overall trends in regard to price and movement.

KPIs, or Key Performance Indicators, provide a snapshot of current market conditions.

Your image and your contact information will be automatically added to the report.

This text is not customizable at this time.

WILLOW GLEN AREA MARKET REPORT

JUN-2018



55

Closed Sales



\$1.46M

Median Sales Price



9

Median DOM



105%

% List Price Rec'd

Changes from Last Month

- 55 homes were sold in Willow Glen in June 2018, which is 18% down from 67 sales the month before.
- Median Sale Price showed a 9% decrease from \$1,605,000 in May 2018 to \$1,460,000 in June 2018.
- Days on Market (DOM) rose to 9 from 8 in May 2018.
- On average, sellers in Willow Glen received 105% of their asking price in June 2018 compared to 112% in May 2018.

Single Family Homes	This Month	A Year Ago
Closed Sales	55	85
Median Sales Price	\$1.46M	\$1.30M
New Listings	69	63
Avg Sale Price per SqFt	\$857	\$684



Aaron Hyde
 License #: 81230242
 ahyde@mlslistings.com
 408-874-0250

MLSListings, Inc.

About this report:

Successfully navigating the current market means paying attention to key market statistics. This report provides an up-to-date snapshot in order to set your expectations, while also defining trends via a 1-year graph so that you can make a more informed decision about your transaction.

Med DOM vs. % List Price Rec'd

Data Provided by MLSListings Powered by Aculist Produced on 7/17/2018